

4C Standard Horizontal Mailboxes - High Security



3715D-18
Double Column
15 Doors High Front Loading Unit



3715D-16
Double Column
15 Doors High Front Loading Unit



3715S-08
Single Column
15 Doors High Front Loading Unit

HIGH SECURITY Mailboxes

4C STANDARD HORIZONTAL MAILBOXES FRONT OR REAR LOADING



Made of heavy gauge aluminum and stainless steel hardware, Salsbury 3700 series U.S.P.S. approved 4C standard horizontal mailboxes and fully integrated or stand-alone parcel lockers are manufactured to meet the specifications of U.S.P.S. standard 4C which was created to provide a higher level of mail security. Each standard mailbox door (MB1) is 13-1/4" W x 3-1/4" H and includes a heavy duty five (5) pin cylinder cam lock with a dust/rain shield and three (3) keys. 4C standard horizontal mailbox units with standard mailbox doors and parcel lockers are available in configurations that are one door wide (single column) and two (2) doors wide (double column). Units are also available in 3, 5, 7, 9, 11, 13 and 15 equivalent standard mailbox door heights. Fully integrated and stand-alone parcel lockers are available in 5 and 6 equivalent standard mailbox door heights. U.S.P.S. standard 4C requires a minimum of one parcel locker for every ten (10) tenant compartments. Units feature a durable powder coated aluminum finish and include factory installed 1/2" W x 1/4" D trim. A compartment equivalent to two (2) 3-1/4" high standard doors is used for outgoing mail collection. The compartment is labeled "Outgoing Mail" and includes a 10-3/4" W x 3/4" H mail slot and a weather protection hood. 4C standard horizontal mailboxes are designed for indoor and outdoor use and are ideal for apartments, residential communities, commercial buildings and many other applications.

STANDARD MAILBOX DOOR SIZE

	13-1/4"	3-1/4"
MB1 (1 High)		
#3751 - \$40.00		

If Front Loading:

Units include one or two (2) master door(s) that swing(s) on continuous integral hinges. The two (2) high outgoing mail compartment includes the U.S.P.S. master lock access door and cannot be used for mail distribution. The rear of the unit incorporates a solid closed back.

If Rear Loading:

The front of the two (2) high outgoing mail compartment is comprised of two (2) fixed panels and there is no U.S.P.S. master lock access door. The rear of the unit incorporates one or two (2) heavy duty access door(s) with latches and continuous hinges.

Note: Rear loading units are pending U.S.P.S. approval.



(2) 3715D-18
4C standard horizontal mailboxes with custom engraved placards (#3767) - see page 13 displayed



Note: 3700 series 4C standard horizontal mailboxes and parcel lockers have been U.S.P.S. approved and meet the specifications of USPS-STD-4C. These units are required for new construction effective October 2006.



4C STANDARD HORIZONTAL MAILBOXES - FRONT OR REAR LOADING - U.S.P.S. APPROVED

MODEL	DESCRIPTION	UNIT SIZE - FL and RL (includes trim)	WEIGHT	PRICE
15 DOORS HIGH (equivalent to 15 standard mailbox doors (MB1) high)				
3715D-18 ^{1,2}	18 MB1 Doors and two (2) Parcel Lockers (PL5)	31-1/8" W x 55" H x 17" D	160 lbs.	\$1,600.00
3715D-16 ^{1,2}	16 MB1 Doors and two (2) Parcel Lockers (PL6)	31-1/8" W x 55" H x 17" D	160 lbs.	\$1,550.00
3715S-08 ^{1,2}	8 MB1 Doors and one Parcel Locker (PL5)	16-3/8" W x 55" H x 17" D	80 lbs.	\$750.00
3715S-07 ^{1,2}	7 MB1 Doors and one Parcel Locker (PL6)	16-3/8" W x 55" H x 17" D	80 lbs.	\$725.00
13 DOORS HIGH (equivalent to 13 standard mailbox doors (MB1) high)				
3713D-14 ^{1,2}	14 MB1 Doors and two (2) Parcel Lockers (PL5)	31-1/8" W x 48" H x 17" D	150 lbs.	\$1,300.00
3713D-13 ^{1,2}	13 MB1 Doors and two (2) Parcel Lockers (PL5, PL6)	31-1/8" W x 48" H x 17" D	150 lbs.	\$1,275.00
3713S-06 ^{1,2}	6 MB1 Doors and one Parcel Locker (PL5)	16-3/8" W x 48" H x 17" D	75 lbs.	\$600.00
3713S-05 ^{1,2}	5 MB1 Doors and one Parcel Locker (PL6)	16-3/8" W x 48" H x 17" D	75 lbs.	\$575.00
11 DOORS HIGH (equivalent to 11 standard mailbox doors (MB1) high)				
3711D-20 ^{1,2}	20 MB1 Doors and No Parcel Lockers	31-1/8" W x 41" H x 17" D	150 lbs.	\$1,550.00
3711D-15 ^{1,2}	15 MB1 Doors and one Parcel Locker (PL5)	31-1/8" W x 41" H x 17" D	140 lbs.	\$1,275.00
3711S-04 ^{1,2}	4 MB1 Doors and one Parcel Locker (PL5)	16-3/8" W x 41" H x 17" D	70 lbs.	\$450.00
3711S-2P ^{1,2}	Stand-alone Parcel Lockers (two (2) PL5's)	16-3/8" W x 41" H x 17" D	60 lbs.	\$500.00
9 DOORS HIGH (equivalent to 9 standard mailbox doors (MB1) high)				
3709D-16 ^{1,2}	16 MB1 Doors and No Parcel Lockers	31-1/8" W x 34" H x 17" D	125 lbs.	\$1,250.00
3709D-10 ^{1,2}	10 MB1 Doors and one Parcel Locker (PL6)	31-1/8" W x 34" H x 17" D	115 lbs.	\$950.00
3709S-07 ^{1,2}	7 MB1 Doors and No Parcel Lockers	16-3/8" W x 34" H x 17" D	70 lbs.	\$575.00
3709S-02 ^{1,2}	2 MB1 Doors and one Parcel Locker (PL5)	16-3/8" W x 34" H x 17" D	60 lbs.	\$300.00
7 DOORS HIGH (equivalent to 7 standard mailbox doors (MB1) high)				
3707D-12 ^{1,2}	12 MB1 Doors and No Parcel Lockers	31-1/8" W x 27" H x 17" D	100 lbs.	\$950.00
3707D-06 ^{1,2}	6 MB1 Doors and one Parcel Locker (PL6)	31-1/8" W x 27" H x 17" D	90 lbs.	\$650.00
3707S-05 ^{1,2}	5 MB1 Doors and No Parcel Lockers	16-3/8" W x 27" H x 17" D	55 lbs.	\$425.00
3707S-1P ^{1,2}	Stand-alone Parcel Locker (PL5) and outgoing mail compartment	16-3/8" W x 27" H x 17" D	40 lbs.	\$350.00
5 DOORS HIGH (equivalent to 5 standard mailbox doors (MB1) high)				
3705D-08 ^{1,2}	8 MB1 Doors and No Parcel Lockers	31-1/8" W x 20" H x 17" D	75 lbs.	\$650.00
3705D-03 ^{1,2}	3 MB1 Doors and one Parcel Locker (PL5)	31-1/8" W x 20" H x 17" D	65 lbs.	\$375.00
3705S-03 ^{1,2}	3 MB1 Doors and No Parcel Lockers	16-3/8" W x 20" H x 17" D	40 lbs.	\$275.00
3705S-1P ^{1,2}	Stand-alone Parcel Locker (PL5)	16-3/8" W x 20" H x 17" D	30 lbs.	\$250.00
3 DOORS HIGH (equivalent to 3 standard mailbox doors (MB1) high)				
3703D-04 ^{1,2}	4 MB1 Doors and No Parcel Lockers	31-1/8" W x 13" H x 17" D	50 lbs.	\$350.00
3703S-01 ^{1,2}	1 MB1 Door and No Parcel Lockers	16-3/8" W x 13" H x 17" D	30 lbs.	\$125.00

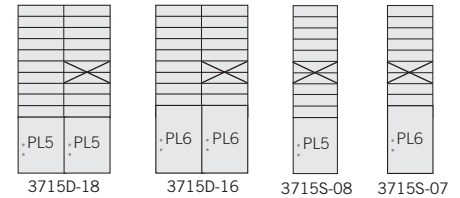
¹ Specify - front loading (FL) or rear loading (RL)

² Specify - U.S.P.S. access or private access (order #3775 master commercial lock for private access front loading units and parcel lockers - see locks on page 13)

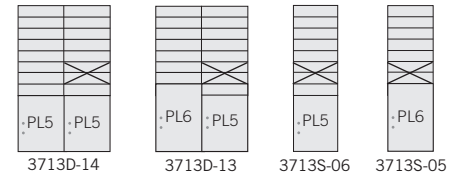
PARCEL LOCKERS (PL's) are integrated into many 4C standard horizontal mailboxes and are a convenient way to receive packages on site. Stand-alone parcel lockers are also available. A minimum of one parcel locker is required for every ten (10) tenant compartments. Parcel lockers are not required for installation sites with less than ten (10) tenant compartments. Parcel lockers are fit with a two (2) key security system that allows the U.S.P.S. or an individual to deliver a parcel to the locker and place a parcel locker key in the recipient's mailbox. Once the recipient opens the parcel locker, the key is automatically retained in the lock until it is removed with a control key. Parcel lockers are available in 5 (PL5) and 6 (PL6) equivalent standard mailbox door heights.

STANDARD UNITS

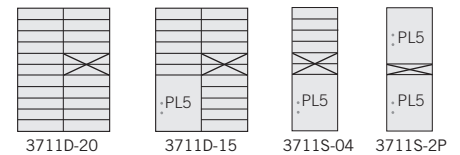
15 DOORS HIGH



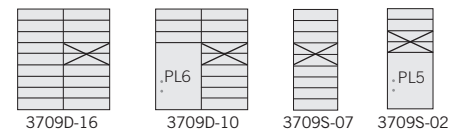
13 DOORS HIGH



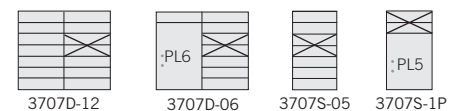
11 DOORS HIGH



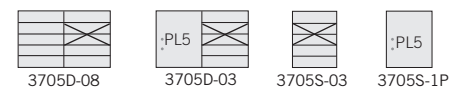
9 DOORS HIGH



7 DOORS HIGH



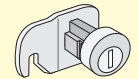
5 DOORS HIGH



3 DOORS HIGH



REPLACEMENT LOCKS



#3790 lock with (3) keys for 3700 series mailbox doors \$10.00

Note: Each unit includes a two (2) door high outgoing mail compartment (excluding stand-alone parcel locker units).

4C CUSTOM HORIZONTAL MAILBOXES See pages 12-13

- Custom finishes
- Larger door sizes
- Custom configurations
- Locks and spare parts



COMMERCIAL

RESIDENTIAL

SIGNAGE

LOCKERS



Aluminum



Bronze



Gold



Sandstone