

# **SNYDER**



**Equipment, Inc.**

*Storing, Rolling, Lifting since 1947*

**PRODUCT INFORMATION**

# **WIRECRAFTERS PHYSICAL BARRIERS**

2946 Larimer St. Denver, CO 80205

303-295-1100 / 800-373-7693

FAX 303-295-2464

Email [info@snyderequipment.com](mailto:info@snyderequipment.com)

[www.snyderequipment.com](http://www.snyderequipment.com)

# MACHINE GAURDS/PHYSICAL BARRIERS...ALWAYS ON GUARD!



## Options

### INTERLOCK PLATES

Gates and Posts can be ordered with plates for mounting electro-mechanical interlocks. Standard interlock plates measure 4" x 6" larger sizes available on request. Please specify minimum size requirement when ordering.

### WELDING SCREEN

WireCrafters offers protective welding curtain (transparent vinyl film) sized to match the barrier's panels. The curtain is installed inside the panel's angle frame, providing protection from bright welding arcs. Please specify color and darkness when ordering.

### HEIGHT

WireCrafters Physical Barriers are not limited to 5' or 6' heights. Our system may be stacked to nearly any height with only minor changes. Please call us if your installation requires a tall barrier, or one with multiple heights.

### PANEL CONSTRUCTION

In addition to our standard 2" x 1" woven wire

## Specifications

### PANELS

Our panels are constructed of 10 gauge steel wire woven into 2" x 1" rectangular mesh and welded into a 1-1/4" x 1-1/4" x 1/8" steel angle frame. Frames have slotted holes for mounting to adjacent posts and panels. Three to six foot wide panels have a 1/4" x 3/4" stiffener welded to the frame behind the mesh. Wider panels have two stiffeners.

### POSTS

Our posts are made of 2" square 14 gauge steel tubing. Base plates with holes punched for floor anchors are welded to each. A cap is tack welded to the top. Mounting holes (1/2") are spaced to leave a customer specified sweep space below the panels. Unless otherwise specified, posts project 2" above the panels and gates.

### GATES

Our gates are framed in 1-1/4" x 1-1/4" x 3/16" steel angle and constructed of the same materials as the barrier. Gates are sized to match the overall height and configuration of the barrier. Two gate posts, mounting hardware, and padlock lugs are

mesh, Wire Crafters stocks a variety of optional guarding materials. Depending on the application, clear polycarbonate sheet, 16 gauge sheet metal, or wire mesh from 1/2" square opening 12 gauge to 2" square opening 2 gauge may be substituted for our standard mesh. These special panels can be used alone or in conjunction with our standard system. Non-standard size panels and panels with cut-outs are available. Call and ask for details on these special items.

## **FINISH**

Wire Crafters standard color is gray. All other colors including yellow, and the yellow and black combinations shown on this page are optional.

supplied with each gate. Self-latching and cylinder locks are options.

## **HARDWARE**

All erection hardware is supplied. Panel mounting hardware is standard thread 3/8" plated fasteners. Floor anchors are 1/2" or 3/8" wedge type.

## **FINISH**


All non-plated parts receive one coat of gray enamel. Touch up paint is included with each order.

# MACHINE GAURDS/PHYSICAL BARRIERS...ALWAYS ON GUARD

## PANELS

Standard 4' high panels			Standard 5' high panels		
Part No.	Width	Weight	Part No.	Width	Weight
104	10	63	105	10	74
94	9	58	95	9	69
84	8	53	85	8	63
74	7	46	75	7	54
64	6	41	65	6	48
54	5	36	55	5	42
44	4	31	45	4	36
34	3	23	35	3	27
24	2	18	25	2	22
14	1	13	15	1	16

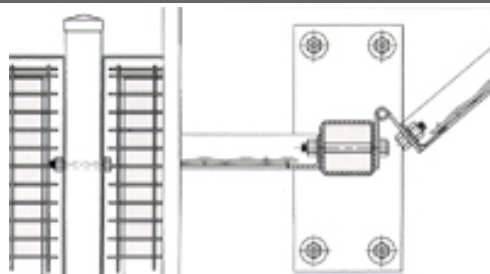
(Panels width in feet, weight in pounds)



**Typical Elevation**  
click image for a larger view

## POSTS

Part No.	Height	Sweep Space	Weight	Base Plate	Anchors
RP5	5'-2"	1'-0"	16	4"x9"	4
RP6	6'-2"	1'-0"	18	4"x9"	4
RP8	8'-5"	0'-3"	21	2"x7"	2
RP10	10'-5"	0'-3"	23	2"x7"	2

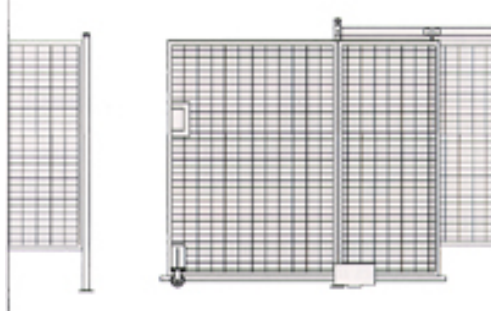


**Typical Panel-to-Post Connection**      **Top View / Adjustable Mounting**

click image for a larger view

## GATES

Part No.	Width of Opening	Type
HD 3	3'-0"	Hinged
HD 4	4'-0"	Hinged
DHD 6	6'-0"	Double Hinged
SD 5	5'-0"	Sliding
SD 6	6'-0"	Sliding
SD 8	8'-0"	Sliding



### Sliding Gate

[click image for a larger view](#)

Height of gate is sized to match the height of the barrier. All gates have unobstructed openings. Gates may be ordered with plates for mounting safety interlock switches.

---

**The Physical Barrier may be ordered in any color. Our standard color is gray. The combinations of yellow, or yellow and black shown on the Physical Barriers Overview page are options.**

