

SNYDER

Equipment, Inc.

Storing, Rolling, Lifting since 1947




PRODUCT INFORMATION

Sandusky storage cabinets

2946 Larimer St. Denver, CO 80205
303-295-1100 / 800-373-7693
FAX 303-295-2464
Email info@snyderequipment.com
www.snyderequipment.com

ELITE SERIES



Storage Cabinets (A) with adjustable shelves

Heavy gauge steel, contract quality, meets ANSI/BIFMA shelf standards. Four fully adjustable shelves on 2" centers, plus raised bottom shelf, contemporary three point recessed locking handle, three sets of hinges on each door. Five year limited warranty. Durable finish. Shipped assembled (⇨).

Counter Height Cabinets (B) with adjustable shelves

Heavy gauge steel, contract quality, meets ANSI/BIFMA shelf standards. Two fully adjustable shelves plus raised bottom shelf. Contemporary three point recessed locking handle. Five year limited warranty. Shipped assembled (⇨).

Item No.	Size
EA4R 361872-00	(36"w x 18"d x 72"h)
EA4R 361878-00	(36"w x 18"d x 78"h)
EA4R 362472-00	(36"w x 24"d x 72"h)
EA4R 362478-00	(36"w x 24"d x 78"h)
✓ EA4R 462472-00	(46"w x 24"d x 72"h)
✓ EA4R 462478-00	(46"w x 24"d x 78"h)

EA2R 361842-00	(36"w x 18"d x 42"h)
EA2R 362442-00	(36"w x 24"d x 42"h)
✓ EA2R 462442-00	(46"w x 24"d x 42"h)
✓ EA2R 462442-00K*	(46"w x 24"d x 42"h)

* With laminate woodgrain top.



Combination Cabinets (C) with adjustable shelves

Combination cabinet interior includes a full width top shelf, three adjustable side shelves, and a garment rod. Contemporary three point recessed locking handle. Interior requires assembly (⇨).

Wardrobe Cabinets (D) with adjustable shelf

Wardrobe cabinet interior includes a full shelf and garment rod. Contemporary three point recessed locking handle. Interior requires assembly (⇨).

EACR 361872-00	(36"w x 18"d x 72"h)
EACR 361878-00	(36"w x 18"d x 78"h)
EACR 362472-00	(36"w x 24"d x 72"h)
EACR 362478-00	(36"w x 24"d x 78"h)
✓ EACR 462472-00	(46"w x 24"d x 72"h)

NOTE: See accessories section of price list for combination kit only.

EAWR 361872-00	(36"w x 18"d x 72"h)
EAWR 361878-00	(36"w x 18"d x 78"h)
EAWR 362472-00	(36"w x 24"d x 72"h)
EAWR 362478-00	(36"w x 24"d x 78"h)
✓ EAWR 462472-00	(46"w x 24"d x 72"h)

NOTE: See accessories section of price list for wardrobe kit only.



Desk Height Cabinets (E) with adjustable shelf

Heavy gauge steel, contract quality, meets ANSI-BIFMA shelf standards. One fully adjustable shelf plus raised bottom shelf. EA11 361830-00 has three point locking handle. EA11 182430-00 has cam locking handle. Shipped assembled (⇨).

EA11 182430-00	(18"w x 24"d x 30"h)
EA11 361830-00	(36"w x 18"d x 30"h)

✓ Extra Large Capacity

⇨ Handle requires some assembly.

Last two digits of stock number designate color. Replace "00" with appropriate number. See page 23 for color options.

www.sanduskylee.com



CLASSIC SERIES

Storage Cabinets (A) with adjustable shelves

Four fully adjustable shelves on 2" centers, plus raised bottom shelf, three point door lock system, three sets of hinges per door. Meets ANSI/BIFMA shelf standards. Welded steel construction. Durable finish. Shipped assembled (⇄).

Item No.	Size
CA41 361872-00	(36" w x 18" d x 72" h)
CA41 361878-00	(36" w x 18" d x 78" h)
CA41 362472-00	(36" w x 24" d x 72" h)
CA41 362478-00	(36" w x 24" d x 78" h)

Counter Height Cabinet (B) with adjustable shelves

Two fully adjustable shelves on 2" centers, plus raised bottom shelf, three point door lock system. Meets ANSI/BIFMA shelf standards. Welded steel construction. Durable finish. Shipped assembled (⇄).

CA21 361842-00	(36" w x 18" d x 42" h)
CA21 362442-00	(36" w x 24" d x 42" h)

Combination Cabinets (C) with adjustable shelves

Combination cabinet interior includes a full width top shelf, three adjustable side shelves, and a garment rod. Interior requires assembly (⇄).

CAC1 361872-00	(36" w x 18" d x 72" h)
CAC1 361878-00	(36" w x 18" d x 78" h)
CAC1 362472-00	(36" w x 24" d x 72" h)
CAC1 362478-00	(36" w x 24" d x 78" h)

NOTE: See accessories section of price list for combination kit only.

Wardrobe Cabinets (D) with adjustable shelf

Wardrobe cabinet interior includes a full width shelf and garment rod. Interior requires assembly (⇄).

CAW1 361872-00	(36" w x 18" d x 72" h)
CAW1 361878-00	(36" w x 18" d x 78" h)
CAW1 362472-00	(36" w x 24" d x 72" h)
CAW1 362478-00	(36" w x 24" d x 78" h)

NOTE: See accessories section of price list for wardrobe kit only.


Janitorial/Supply Cabinet (E) with adjustable shelf

Three storage shelf spaces 18" w x 14" d x 12" h. Organize building maintenance and cleaning supplies. Storage for brooms, mops, vacuum cleaners, etc. Locking handle for increased safety and security. Shipped assembled (⇄).

VFC1 301566-00	(30" w x 15" d x 66" h)
----------------	-------------------------

NOTE: Storage Cabinets 36" w x 18" d x 72" h and 36" w x 18" d x 42" h are available with Dove Gray body and either Burgundy, Blue or Green doors. Specify 53 Burgundy, 56 Blue or 58 Green doors.

⇄ Handle requires some assembly.



Last two digits of stock number designate color. Replace "00" with appropriate number. See page 23 for color options.

VALUELINE SERIES



Storage Cabinet (A) with adjustable shelves

Cam locking handles. Three adjustable shelves and center fixed shelf plus bottom shelf space. Welded steel construction. Shipped assembled (⇄).

Storage Cabinet (A) with fixed shelves

Same as above, except with fixed shelves. Shipped assembled (⇄).

Counter Height Cabinet (B) with fixed shelves

Convenient counter height with laminate woodgrain work top. Cam locking handles. Two fixed shelves, plus flat bottom shelf space, welded steel construction. Durable finish. Shipped assembled (⇄).

Item No.	Size
VA41 361872-00 *	(36" w x 18" d x 72" h)
VA42 361872-00	(36" w x 18" d x 72" h)
VA42 361878-00	(36" w x 18" d x 78" h)

VF4R 301566-00 ***	(30" w x 15" d x 66" h)
VF31 301572-00 **	(30" w x 15" d x 72" h)
VF31 301872-00 **	(30" w x 18" d x 72" h)
VF42 361872-00	(36" w x 18" d x 72" h)
VF42 361878-00	(36" w x 18" d x 78" h)

VF22 361842-00	(36" w x 18" d x 42" h)
VF22 361842-00K	(36" w x 18" d x 42" h)

* One handle.

** With three shelves, one handle.

*** With four shelves, recessed handle.

⇄ Handle requires some assembly.

EASY TO ASSEMBLE SERIES



ETA Storage Cabinet (A) with adjustable shelves

Four fully adjustable shelves on 2" centers, plus bottom space. Three point locking handle. Tough powder coat finish available in Textured Putty.

ETA Counter Height Cabinet (B) with adjustable shelves

Two fully adjustable shelves on 2" centers. Three locking handle. Tough powder coat finish available in Textured Putty.

6600	(30" w x 15" d x 66" h)
7000	(36" w x 18" d x 72" h)

7001	(36" w x 18" d x 42" h)
------	-------------------------

ETA Radius Edge Storage Cabinet with adjustable shelves

Radius Edge offers a soft modern design. Four fully adjustable shelves on 2" centers. Industrial strength. Three point locking handle. Pan type reinforcement maintains positive alignment. Available in Light Gray and Putty powder coat finish.

7800	(36" w x 18" d x 78" h)
7801	(36" w x 24" d x 78" h)
✓ 7802	(48" w x 18" d x 78" h)
✓ 7803	(48" w x 24" d x 78" h)

Specify LG, Light Gray or PU, Putty.

✓ Extra Large Capacity

Last two digits of stock number designate color.
Replace "00" with appropriate number.
See page 23 for color options except for ETA Cabinets.

www.sanduskylee.com



CLEAR VIEW SERIES

Clear View Wall Cabinet (A)

Durable acrylic doors provide full visibility of contents. Fully adjustable shelf on 2" centers plus raised bottom shelf. Three point door locking system. Meets ANSI/BIFMA shelf standards. Shipped assembled (⇨).

Item No.	Size
WA1V 301226-00	(30" w x 12" d x 26" h)
WA1V 161226-00*	(16" w x 12" d x 26" h)

Solid Door Wall Cabinet

Not shown. Solid doors - not clear view. Fully adjustable shelf on 2" centers plus raised bottom shelf. Three point door locking system. Meets ANSI/BIFMA shelf standards. Shipped assembled (⇨).

WA21 301230-00	(30" w x 12" d x 30" h)
WA11 181226-00*	(18" w x 12" d x 26" h)

*Single Door Cabinets



Clear View Storage Cabinet (B)


Durable acrylic doors provide full visibility of contents. Fully adjustable shelves on 2" centers plus raised bottom shelf. Three point door locking system. Meets ANSI/BIFMA shelf standards. Shipped assembled (⇨).

CA4V 361272-00	(36" w x 12" d x 72" h)
CA4V 361872-00	(36" w x 18" d x 72" h)
CA4V 362472-00	(36" w x 24" d x 72" h)
✓ EA4V 461872-00	(46" w x 18" d x 72" h)
✓ EA4V 462472-00	(46" w x 24" d x 72" h)

Clear View Counter Height Cabinet (C)

Durable acrylic doors provide full visibility of contents. Fully adjustable shelves on 2" centers plus raised bottom shelf. Three point door locking system. Meets ANSI/BIFMA shelf standards. Shipped assembled (⇨).

CA2V 361242-00	(36" w x 12" d x 42" h)
CA2V 361842-00	(36" w x 18" d x 42" h)
CA2V 362442-00	(36" w x 24" d x 42" h)
✓ EA2V 461842-00	(46" w x 18" d x 42" h)
✓ EA2V 462442-00	(46" w x 24" d x 42" h)



Transport Mobile Clear View Cabinet (D)

Durable acrylic doors provide full visibility of contents. Fully adjustable shelves on 2" centers plus raised bottom shelf. Three point door locking system. Meets ANSI/BIFMA shelf standards. Patented heavy duty caster base (see page 23). Shipped assembled (⇨).

TA4V 361872-00	(36" w x 18" d x 78" h)
TA4V 362472-00	(36" w x 24" d x 78" h)
✓ TA4V 461872-00	(46" w x 18" d x 78" h)
✓ TA4V 462472-00	(46" w x 24" d x 78" h)

Transport Mobile Counter Height Cabinet (E)

Durable acrylic doors provide full visibility of contents. Fully adjustable shelves on 2" centers plus raised bottom shelf. Three point door locking system. Meets ANSI/BIFMA shelf standards. Patented heavy duty caster base (see page 23). Shipped assembled (⇨).

TA2V 361842-00	(36" w x 18" d x 48" h)
TA2V 362442-00	(36" w x 24" d x 48" h)
✓ TA2V 461842-00	(46" w x 18" d x 48" h)
✓ TA2V 462442-00	(46" w x 24" d x 48" h)

✓ Extra Large Capacity

⇨ Handle requires some assembly.



Last two digits of stock number designate color. Replace "00" with appropriate number. See page 23 for color options.