

The logo for Snyder Equipment, Inc. features the word "SNYDER" in large, bold, white, sans-serif capital letters. This text is set against a solid blue rectangular background. Below the blue background is a horizontal yellow bar. To the left of the yellow bar is a solid yellow circle. To the right of the yellow bar, the words "Equipment, Inc." are written in a smaller, bold, blue, sans-serif font. Below "Equipment, Inc." is the tagline "Storing, Rolling, Lifting since 1947" in a smaller, blue, sans-serif font.

SNYDER

Equipment, Inc.

Storing, Rolling, Lifting since 1947

PRODUCT INFORMATION

KayPark park benches

2946 Larimer St. Denver, CO 80205

303-295-1100 / 800-373-7693

FAX 303-295-2464

Email info@snyderequipment.com

www.snyderequipment.com



PARK BENCHES



CONTOUR Bench - is designed for indoor or outdoor use. The contoured supports are 3/8" x 4" rolled steel that is formed to shape a smooth comfortable seat and backrest. The steel leg consists of a 2 1/2" square support tube welded to an arched 3/8" x 4" formed steel base. The entire frame is coated black for long life and good appearance. This frame is specifically designed so it can be fitted with 2" x 4", 3" x 4", or 4" x 4", slats of your choice. Slats are Redwood, "C" & Better Douglas Fir, pressure treated No. 1 Southern Yellow Pine or Recycled Plastic. Comes standard with Surface Mount legs.

CB2	Frame Only- Surface mount	70 lbs.	\$192.00
6CB2SYP	6' Frame w/ SYP Pine 2 x 4s	160 lbs.	\$307.00
8CB2SYP	8' Frame w/ SYP Pine 2 x 4s	186 lbs.	\$341.00
6CB2RRW	6' Frame w/ Redwood 2 x 4s	125 lbs.	\$467.00
8CB2RRW	8' Frame w/ Redwood 2 x 4s	145 lbs.	\$560.00
6CB3RRW	6' Frame w/ Redwood 3 x 4s	155 lbs.	\$601.00
8CB3RRW	8' Frame w/ Redwood 3 x 4s	180 lbs.	\$740.00
6CB3DF	6' Frame w/ Doug. Fir 3 x 4s	168 lbs.	\$505.00
8CB3DF	8' Frame w/ Doug. Fir 3 x 4s	201 lbs.	\$620.00
6CB4RP	6' Frame w/ Rec. Plastic 4 x 4s	314 lbs.	\$601.00
8CB4RP	8' Frame w/ Rec. Plastic 4 x 4s	430 lbs.	\$781.00 (w/3 legs)



Model# **6CB4RP** Shown w/ rec. plastic and in-ground legs

Note: If Direct-bury legs for an in-ground mount are desired add "IG" to model number and add \$26.00 to price.



Model# **ARCB**

Model **6CB4RP** Shown w/ Cedar color Recycled Plastic and 2 Armrests.

ARMREST OPTION for our contour bench can be center mounted as sleep inhibitors, or be used in pairs, with an armrest at each end. Powder coated black steel.

ARCB	SET OF TWO	18 lbs.	\$37.00
-------------	-------------------	----------------	----------------



Model# **6FB4RRW**

Note: If Direct-bury legs for an in-ground mount are desired add "IG" to model number and add \$26.00 to price.

FLAT Bench has a black powder coated frame and four seat material options. Your choice of Southern Pine 2 x 4's, Douglas Fir 3 x 4's, Redwood 2 x 4's, 3 x 4's, 4 x 4's, or Recycled Plastic 4 x 4's. The legs are 2 1/2" square steel tube with 3/8" x 4" mounting plates. 6 or 8 ft long.

FB2	frame only	40 lbs.	\$118.00
6FB2SYP	w/6' SYP 2x4's	85 lbs.	\$165.00
8FB2SYP	w/8' SYP 2x4's	98 lbs.	\$187.00
6FB2RRW	w/6' Redwood 2x4's	71 lbs.	\$240.00
8FB2RRW	w/8' Redwood 2x4's	78 lbs.	\$282.00
6FB3RRW	w/6' Redwood 3x4's	84 lbs.	\$345.00
8FB3RRW	w/8' Redwood 3x4's	94 lbs.	\$423.00
6FB3DF	w/6' Doug Fir 3x4's	98 lbs.	\$324.00
8FB3DF	w/8' Doug Fir 3x4's	105 lbs.	\$420.00
6FB4RP	w/6' Rec. Plastic 4x4's	155 lbs.	\$329.00
8FB4RP	w/8' Rec. Plastic 4x4's	218 lbs.	\$463.00(w/ 3 legs)

POLY QUICK Bench - is a durable yet economical bench that is suitable for indoor or outdoor use. The brown frame is molded from high density polyethylene with ultra-violet inhibitors. Slots going all the way through the ends allow five 2" x 4" x 6" or shorter slats to be pushed in. No bolts or screws required! If you want to discourage portability, sand, or concrete may be poured into the frame to add weight.

PQB	Frame Only	13 lbs.	\$57.00
PQBPS	Frame w/ 6' Pine	56 lbs.	\$138.00
PQBPSR	Frame w/ 6' Redwood Stained Pine	56 lbs.	\$162.00

Quick Ship!

FRAME SET IS QUICK SHIP ITEM! See Pg. 3





PARK BENCHES



RENAISSANCE Bench - adds old time elegance to any area. **Cast aluminum frame** has electrostatic **powder coated** finish. This **aluminum frame** will never rust and can never leave rusty marks on your floor. Pre-finished **White Oak** slats, 2 1/2" x 3/4", with rounded edges add beauty to this well-chosen bench. Perfect for interior or exterior use. Feet can be drilled for stationary mounting. Add "**SM**" to the model no. and add \$10.00 to the price. Frame colors available are **white, black, brown, and green**. Renaissance benches are available in 48", 60" and 80" lengths. For extra strength, 60" and 80" benches have a third leg in the center with the armrest removed.

RBS48	48" Standard Bench 2 leg	60 lbs.	\$327.00
RBP60	60" Plantation Bench 3 leg	80 lbs.	\$447.00
RBLF80	80" Longfellow Bench 3 leg	100 lbs.	\$512.00



NEW! Backless Renaissance Bench - offers the same beauty as above, **powder coated cast aluminum frame** and finished **white oak slats**, but more versatility, as it can be approached from either side. An excellent choice for public gardens, sitting areas and along walking trails! Specify frame color of **white, black, brown, or green** when ordering. Comes free standing, but can be supplied with feet drilled for surface mounting. Add "**SM**" to the model and \$10.00 to the price.

RBBS48	48" Standard Bench 2 leg	45 lbs.	\$261.00
RBBP60	60" Plantation Bench 3 leg	60 lbs.	\$361.00
RBBLF80	80" Longfellow Bench 3 leg	70 lbs.	\$404.00



VICTORIAN Bench - "Ageless" describes the century-old beauty of our Victorian style bench frames. These units are electrostatic **powder coated cast aluminum**; a combination that makes them exceptionally durable and rust-proof. Frame colors available are **white, black, brown, and green**. Feet can be drilled for bolt-down. Add "**SM**" to the model no. and add \$10.00 to the price. They come with pre-finished **White Oak** slats 48", 60" and 80" long. For extra strength the 60" and 80" benches have a third leg in the center which has the arm rest removed. The ornate styling of these benches creates an appealing look in any setting.

VBS48	48" Standard Bench 2 leg	47 lbs.	\$299.00
VBP60	60" Plantation Bench 3 leg	73 lbs.	\$390.00
VBLF80	80" Longfellow Bench 3 leg	88 lbs.	\$459.00



WOODLAND Bench has a frame style with the look of twisted tree branches. This unique look is an excellent choice for natural settings! Frames are **powder coated cast aluminum** which will not rust and leave unsightly marks on your floors. Choose frame color when ordering: **Black, Brown, Green, or White**. These units come standard as freestanding; Add "**SM**" to model number and \$10.00 to price to have feet drilled for surface mounting. Pre-finished white oak slats come in three lengths. The 48" unit has two legs, the 60" and 80" lengths have a third leg in the center for extra support of the 3/4" thick slats.

WBS48	48" Standard Bench 2 leg	75 lbs.	\$316.00
WBP60	60" Plantation Bench 3 leg	90 lbs.	\$431.00
WBLF80	80" Longfellow Bench 3 leg	100 lbs.	\$503.00





PLASTISOL-COATED BENCHES

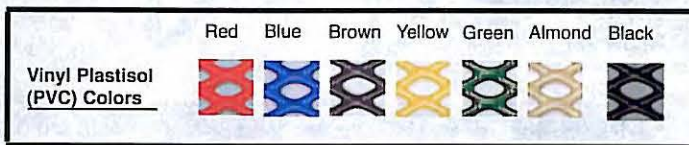


Classic
(Rolled Edge)

CLASSIC BENCH WITH BACK

Classic rounded edges of this portable plastisol coated bench contributes to it's nice appearance and comfort. (10" wide seat and back.) (In-ground mounting available at same price.)

CWB6VPP	6' Classic portable bench w/back	110 lbs.	\$433.00
CWB8VPP	8' Classic portable bench w/back	130 lbs.	\$462.00
CWB6VPSM	6' Classic surface mount bench w/back	106 lbs.	\$460.00
CWB8VPSM	8' Classic surface mount bench w/back	126 lbs.	\$489.00
CWB6VPIG	6' Classic in-ground bench w/back	110 lbs.	\$433.00
CWB8VPIG	8' Classic in-ground bench w/back	130 lbs.	\$462.00



CHB72VP & CSB72VP

Modern style benches have concrete end supports that will be appropriate in many areas. The 6 ft. long seats are made of flattened expanded metal which is coated with the very durable thermoplastic. Standard colors are Blue, Brown, Forest Green, Red, Yellow, and Almond. Shown with Dove Gray concrete. (Please see page 58 for concrete colors.)

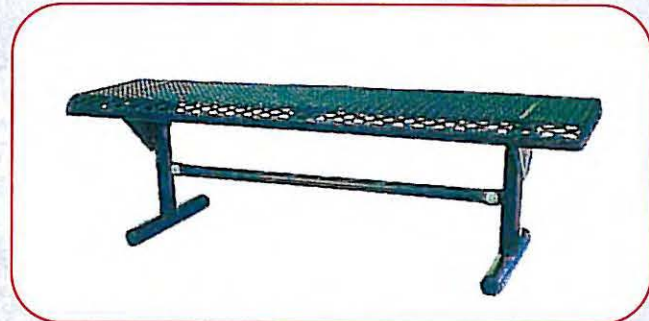
Model	Height	Length	Weight	Price
CHB72VP	17"	96"	400 lbs.	\$407.00
CSB72VP	17"	96"	400 lbs.	\$407.00



DOUBLE BACK BENCH

is permanently mounted. Great for any central location with high traffic! Seats and backs are expanded metal with heavy steel borders. In-ground mounting posts are made of 4" square steel tubing. All parts, including frame, are Plastisol (PVC) coated for long life and appearance. Specify color choice for frame and planks.


DBB6PVP	6' Double back bench	230 lbs.	\$713.00
DBB8PVP	8' Double back bench	358 lbs.	\$767.00



CLASSIC FLAT BENCH

The flat portable, in-ground and wall mounted versions of the classic bench all have the rounded edges for comfort and appearance. (10" wide seat.)

CF6VPP	6' Flat Classic portable	85 lbs.	\$278.00
CF8VPP	8' Flat Classic portable	95 lbs.	\$305.00
CF6VPIG	6' Flat In-ground	85 lbs.	\$278.00
CF8VPIG	8' Flat In-ground	96 lbs.	\$305.00
CF6VPWM	6' Flat wall mount	88 lbs.	\$308.00
CF8VPWM	8' Flat wall mount	98 lbs.	\$323.00



CLASSIC SUPREME FLAT BENCH

The 15" wide flat seat of this classic bench with its rolled edges offers more relaxed comfort. This all PVC bench is an excellent choice for locker rooms and dugouts.

CSF6VPP	6' Portable flat bench	75 lbs.	\$305.00
CSF8VPP	8' Portable flat bench	91 lbs.	\$321.00
CSF6VPSM	6' Surface mount flat bench	73 lbs.	\$305.00
CSF8VPSM	8' Surface mount flat bench	89 lbs.	\$321.00
CSF6VPIG	6' In-Ground flat bench	75 lbs.	\$305.00
CSF8VPIG	8' In-Ground flat bench	91 lbs.	\$3321.00



NEW! PLASTISOL COATED BENCHES



NEW!

Three configurations available



NEW!

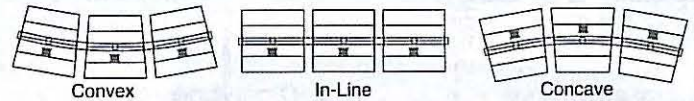
Armrests available!

TRIPLE BENCH CHAIRS are made of sturdy ribbed steel and have a heavy oven cured plastisol coating to give them a smooth shiny finish. The frames are constructed from 2 7/8" galvanized tubing. Each chair is angled at 15 degrees. They come in sections of 3 chairs either with backs or flat. They are attached to a support bar which can be in-ground or surface mounted.

These make excellent seats surrounding public gardens and circular fountains, or place around trees in shade!

CONCAVE 3-SEAT BENCHES:

WCCV3SBIG	w/back, In-ground	140 lbs.	\$849.00
WCCV3SBSM	w/back, Surface Mount	135 lbs.	\$849.00
WCCV3SBBIG	backless, In-ground	115 lbs.	\$816.00
WCCV3SBBSM	backless, Surface Mount	110 lbs.	\$816.00



CONVEX 3-SEAT BENCHES:

WCVX3SBIG	w/back, In-ground	140 lbs.	\$869.00
WCVX3SBSM	w/back, Surface Mount	135 lbs.	\$843.00
WCVX3SBBIG	backless, In-ground	115 lbs.	\$816.00
WCVX3SBBSM	backless, Surface Mount	110 lbs.	\$816.00

IN-LINE 3-SEAT BENCHES:

WINL3SBIG	w/back, In-ground	140 lbs.	\$849.00
WINL3SBSM	w/back, Surface Mount	135 lbs.	\$849.00
WINL3SBBIG	backless, In-ground	115 lbs.	\$816.00
WINL3SBBSM	backless, Surface Mount	110 lbs.	\$816.00

OPTIONAL ARMRESTS:

TBCARMS	Pair (Set of Two) armrests	15 lbs	\$ 59.00
----------------	----------------------------	--------	----------

Red Blue Brown Yellow Green Almond Black

Vinyl Plastisol (PVC) Colors



PLASTISOL COATED CURVED ROD OR LASER CUT BENCHES

Give a modern appearance without sacrificing comfort! Formed, one-piece seat and back units are PVC coated for long life and low maintenance. The legs are 2 3/8" O.D. pipe with a black powder coating and feet are drilled for surface mounting. Both models come in two sizes. Select Plastisol color when ordering.



LASER CUT BENCH

LCB48VP	48" Bench	130 lbs.	\$534.00
LCB72VP	72" Bench	170 lbs.	\$611.00

CURVED ROD BENCH

CRB48VP	48" Bench	120 lbs.	\$521.00
CRB72VP	72" Bench	155 lbs.	\$591.00

Prices and specifications subject to change without notice.



PERFORATED SERIES



NEW!



NEW!



XPT6CPM	6' PVC Perf steel table	195 lbs.	\$625.00
XPT8CPM	8' PVC Perf steel table	238 lbs.	\$749.00
XPT8CPMHC	8' PVC Perf steel table ADA	216 lbs.	\$693.00

NEW!



XPB6CPMP	6' PVC Perf steel bench Portable	93 lbs.	\$326.00
XPB6CPMIG	6' PVC Perf steel bench In-ground	88 lbs.	\$326.00
XPB6CPMSM	6' PVC Perf steel bench Surf. Mount	79 lbs.	\$326.00
XPB8CPMP	8' PVC Perf steel bench Portable	115 lbs.	\$389.00
XPB8CPMIG	8' PVC Perf steel bench In-ground	111 lbs.	\$389.00
XPB8CPMSM	8' PVC Perf steel bench Surf. Mount	101 lbs.	\$389.00

NEW!



XPBL6CPMP	6' PVC Perf steel bench backless Portable	49 lbs.	\$207.00
XPBL6CPMIG	6' PVC Perf steel bench backless In-ground	47 lbs.	\$207.00
XPBL6CPMSM	6' PVC Perf steel bench backless Surf. Mount	48 lbs.	\$207.00
XPBL8CPMP	8' PVC Perf steel bench backless Portable	62 lbs.	\$244.00
XPBL8CPMIG	8' PVC Perf steel bench backless In-ground	58 lbs.	\$244.00
XPBL8CPMSM	8' PVC Perf steel bench backless Surf. Mount	59 lbs.	\$244.00

NEW! Perforated Series

these new tables, benches, and litter receptacles provide the comfort of perforated steel with the durability of PVC. Built as solid as it is aesthetic, our outdoor pieces will stand up to the harshest environmental settings and weather conditions. Tables come in 6', 8', 8' ADA, or 4' square lengths. Benches available in 6', or 8' lengths and in surface mount, in-ground, or portable styles. Litter receptacles available in portable, inground, or surface mount. Bench and table legs are always powder coated black. Specify PVC color choice for the tops and seats.

- Durable PVC coated tops and seats w/ UV stabilization
- 10" wide seats: 30" wide tops: 14 gauge perforated steel
- 6' or 8' Table Lengths Available
- Square table - 4' with 4 seats
- Easy to assemble
- Curved edges for comfort
- Benches available in surface mount, in-ground, or portable
- 2 3/8" O.D. 12 gauge powder coated steel tube frames
- Stainless steel fasteners
- UV Stabilized powder coated frames



PVC colors

NEW!



XLR32PM	Litter Rec 32 gal	65 lbs.	\$226.00
XLR32PMIG	Litter Rec 32 gal	70 lbs.	\$270.00
XLR32PMSM	Litter Rec 32 gal	70 lbs.	\$270.00
XLR32DOME	Litter Rec 32 gal dome lid	10 lbs.	\$68.00
XLR32LINER	Litter Rec 32 gal liner	6 lbs.	\$24.00



PORTABLE BENCHES W/OUT BACK




Portable benches are 2 3/8" O.D. galvanized tube with 1 1/16" cross brace and portable leg style to allow for mobility. To guard against up ending or tipping, end overhang is only 6". These benches are perfect for indoor or outdoor use. Great for parks, locker rooms, ball diamonds, soccer fields, etc. These benches are only available with 2"x10" plank seats, 6', 8', 15' long. 15' benches have 3 legs.

FRAME ONLY (hardware included for wood)			
2PGL2-6	2 leg frame 6'	25 lbs.	\$96.00
2PGL2-8	2 leg frame 8'	25 lbs.	\$96.00
2PGL3-15	3 leg frame 15'	41 lbs.	\$149.00

Surface Mount Plates available.
See pg 46-47.

Quick Ship!

FRAME SET IS QUICK SHIP ITEM! See Pg. 3



Quick Ship!

62PGL-P	6' ACQ treated Pine, 2x10" plank	48 lbs.	\$122.00
82PGL-P	8' ACQ treated Pine, 2x10" plank	57 lbs.	\$129.00
152PGL-P	15' ACQ treated Pine, 2x10" plank	101 lbs.	\$226.00



Quick Ship!

62PGL-A	6' Aluminum, 2x10" plank	35 lbs.	\$155.00
82PGL-A	8' Aluminum, 2x10" plank	39 lbs.	\$177.00
152PGL-A	15' Aluminum, 2x10" plank	67 lbs.	\$297.00


Additional planking information shown on page 2.

- Blue
- Champagne
- Hunter Green
- Red
- Shamrock Green
- White
- Yellow

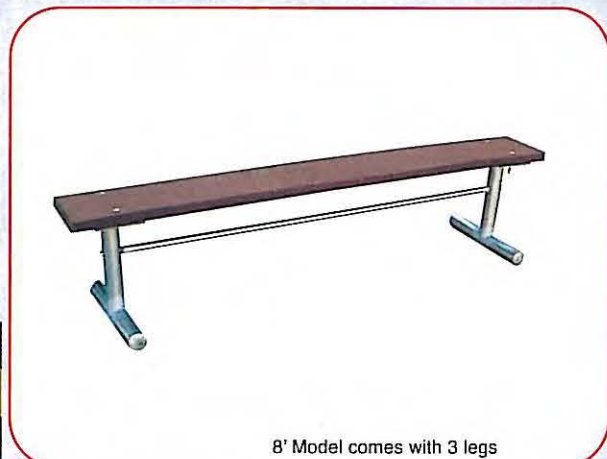


62PGL-F	6' Fiberglass, 2x10" plank	44 lbs.	\$211.00
82PGL-F	8' Fiberglass, 2x10" plank	52 lbs.	\$245.00
152PGL-F	15' Fiberglass, 2x10" plank	103 lbs.	\$483.00

- Black
- Red
- Blue
- Brown
- Yellow
- Green
- Almond



62PGL-VP	6' Vinyl Plastisol, 2x10" plank	61 lbs.	\$207.00
82PGL-VP	8' Vinyl Plastisol, 2x10" plank	73 lbs.	\$226.00
152PGL-VP	15' Vinyl Plastisol, 2x10" plank	135 lbs.	\$428.00



- Brown
- Cedar
- Gray

62PGL-RRP	6' Recycled Plastic, 2x10" plank	70 lbs.	\$206.00
82PGL-RRP	8' Recycled Plastic, 2x10" plank	88 lbs.	\$288.00

8' Model comes with 3 legs



STATIONARY BENCHES W/BACK



Quick Ship!

- 62SG-P 6' ACQ treated Pine, 2x10" planks 75 lbs. \$157.00
- 82SG-P 8' ACQ treated Pine, 2x10" planks 91 lbs. \$168.00
- 152SG-P 15' ACQ treated Pine, 2x10" planks 162 lbs. \$306.00



For surface mount add \$26.00 to price and (SM) to model #.

Stationary benches are 2 3/8" O.D. galvanized tube with stationary leg style to allow for permanent installation. These benches are perfect for indoor or outdoor use. Great for parks, locker rooms, ball diamonds, soccer fields, etc. Add \$26.00 to price for surface mount and "SM" to the model#.

FRAME ONLY (hardware included for wood)			
2SG2-6	2 leg frame 6'	29 lbs.	\$103.00
2SG2-8	2 leg frame 8'	29 lbs.	\$103.00
2SG3-15	3 leg frame 15'	42 lbs.	\$163.00

Quick Ship!

FRAME SET IS QUICK SHIP ITEM! See Pg. 3



Quick Ship!

- 62SG-A 6' Aluminum, 2x10" planks 49 lbs. \$224.00
- 82SG-A 8' Aluminum, 2x10" planks 56 lbs. \$281.00
- 152SG-A 15' Aluminum, 2x10" planks 93 lbs. \$451.00

Additional planking information shown on page 2.




- 62SG-RRW 6' Redwood, 2x4" slats 65 lbs. \$295.00
- 82SG-RRW 8' Redwood, 2x4" slats 77 lbs. \$347.00



- Blue
- Champagne
- Hunter Green
- Red
- Shamrock Green
- White
- Yellow

- 62SG-F 6' Fiberglass, 2x10" planks 81 lbs. \$340.00
- 82SG-F 8' Fiberglass, 2x10" planks 100 lbs. \$393.00
- 152SG-F 15' Fiberglass, 2x10" planks 165 lbs. \$773.00

- Brown
- Cedar
- Gray



8' model shown comes w/ 3 legs
6' model comes w/ 2 legs

- 62SG-RPS 6' Recycled Plastic, 2x4" slats 195 lbs. \$333.00
- 82SG-RPS 8' Recycled Plastic, 2x4" slats 213 lbs. \$401.00



- Black
- Red
- Blue
- Brown
- Yellow
- Green
- Almond

- 62SG-VP 6' Vinyl Plastisol, 2x10" planks 101 lbs. \$323.00
- 82SG-VP 8' Vinyl Plastisol, 2x10" planks 124 lbs. \$356.00
- 152SG-VP 15' Vinyl Plastisol, 2x10" planks 233 lbs. \$678.00



Quick Ship!

- 62SG-PS 6' ACQ treated Pine, 2x4" slats 86 lbs. \$173.00
- 82SG-PS 8' ACQ treated Pine, 2x4" slats 105 lbs. \$203.00



- Brown
- Cedar
- Gray

8' Model comes with 3 legs

- 62SG-RRP 6' Recycled Plastic, 2x10" planks 115 lbs. \$311.00
- 82SG-RRP 8' Recycled Plastic, 2x10" planks 159 lbs. \$369.00



Quick Ship!

- 62SG-AS 6' Aluminum, 2x4" slats 58 lbs. \$334.00
- 82SG-AS 8' Aluminum, 2x4" slats 68 lbs. \$399.00



STATIONARY BENCHES W/OUT BACK

Stationary benches are 2 3/8" O.D. galvanized tube with stationary leg style. These benches are perfect for indoor or outdoor use. Great for parks, locker rooms, ball diamonds, soccer fields, etc. These benches are only available in 2"x10" slats. Add \$26.00 to price for surface mount and "SM" to the model#.

FRAME ONLY (hardware included for wood)

2SGL2-6	2 leg frame 6'	23 lbs.	\$68.00
2SGL2-8	2 leg frame 8'	23 lbs.	\$68.00
2SGL3-15	3 leg frame 15'	33 lbs.	\$99.00



For surface mount add \$26.00 to price and (SM) to model #.



- Blue
- Champagne
- Hunter Green
- Red
- Shamrock Green
- White
- Yellow

62SGL-F	6' Fiberglass, 2x10" plank	49 lbs.	\$182.00
82SGL-F	8' Fiberglass, 2x10" plank	57 lbs.	\$214.00
152SGL-F	15' Fiberglass, 2x10" plank	94 lbs.	\$416.00

Quick Ship!

FRAME SET IS QUICK SHIP ITEM! See Pg. 3



Quick Ship!

62SGL-P	6' ACQ treated Pine, 2x10" plank	46 lbs.	\$91.00
82SGL-P	8' ACQ treated Pine, 2x10" plank	54 lbs.	\$97.00
152SGL-P	15' ACQ treated Pine, 2x10" plank	93 lbs.	\$170.00

- Black
- Red
- Blue
- Brown
- Yellow
- Green
- Almond



62SGL-VP	6' Vinyl Plastisol, 2x10" plank	59 lbs.	\$177.00
82SGL-VP	8' Vinyl Plastisol, 2x10" plank	71 lbs.	\$198.00
152SGL-VP	15' Vinyl Plastisol, 2x10" plank	128 lbs.	\$376.00



Quick Ship!

62SGL-A	6' Aluminum, 2x10" plank	33 lbs.	\$130.00
82SGL-A	8' Aluminum, 2x10" plank	36 lbs.	\$148.00
152SGL-A	15' Aluminum, 2x10" plank	59 lbs.	\$253.00

Additional planking information shown on page 2.

- Brown
- Cedar
- Gray



8' Model comes with 3 legs

62SGL-RRP	6' Recycled Plastic, 2x10" plank	66 lbs.	\$173.00
82SGL-RRP	8' Recycled Plastic, 2x10" plank	92 lbs.	\$254.00



CONCRETE BENCHES



Beautiful concrete benches are an excellent finishing touch to any setting. They are built to last and sure to stay in place! Vandal-resistant pre-cast products shall have a minimum compressive strength of 5,000 psi at 28 days. There shall be a maximum of 4-6% air entrainment and 3/8" rebar reinforcement engineered to withstand severe structural stresses. The exposed aggregate texture is washed, cured, and sealed to enhance the stone colors. The smooth surfaces have color dyes throughout mixture for consistent color and protective sealer that prevents dusting.



CCB72CL

Contoured seat and contoured legs are cast in one piece, 72" long. Available with smooth finish seat and legs, or can be a combination of smooth seat and exposed aggregate legs of your choice. Shown in Light Brown.

Model	Seat	Height	Length	Weight	Price
CCB72CL	Concrete	18"	72"	500 lbs.	\$379.00



CMB84R

Mall bench shown here with a seat made of finished Redwood 4"x4"s, 84" long. Also available with a solid 2" thick concrete seat, 90" long. Legs are your choice of aggregate with threaded inserts to securely attach seats. Shown in redwood and Sand Tan PermaStone.

Model	Seat	Height	Length	Weight	Price
CMB84R	Redwood	19"	84"	300 lbs.	\$743.00
CMB90C	Concrete	18"	90"	539 lbs.	\$465.00



CFB84C

Bench has a 15" wide seat and is 84" long. Seat color can be any of our standard concrete colors. Legs can be a solid color with a light sandblast finish or exposed aggregate of your choice.

Model	Seat	Height	Length	Weight	Price
CFB84C	Concrete	17"	84"	580 lbs.	\$529.00



CTB58C

Practical bench has 3 seat lengths, 58", as shown, 72" and 84" long units can be used along sides of tables, or as stand alone benches. Easy bolt-together assembly! A good value! Shown in Sand Tan seat with Durabrite Gray legs.

Model	Height	Length	Weight	Price
CTB58C	18 1/2"	58"	200 lbs.	\$253.00
CTB72C	18 1/2"	72"	210 lbs.	\$304.00
CTB84C	18 1/2"	84"	230 lbs.	\$315.00



HLB

New Half Log Bench is a realistic looking tree trunk cut in half! It is made of durable glass fiber reinforced concrete (GRFC). The unique finish is that of natural weathered bark and wood grain. Final color is achieved with latex stain made for concrete. A lot of detail is given to the finish, which makes it look amazingly real. Matching "log-look" concrete legs cradle the half log seat for stability. Made extra heavy-duty for years of trouble-free service. An excellent choice for themed parks, zoos and playgrounds. Three lengths available.

Model	Height	Width	Length	Weight	Price
HLB4	18"	24"	48"	600 lbs.	\$1015.00
HLB6	18"	24"	72"	900 lbs.	\$1582.00
HLB8	18"	24"	96"	1200 lbs.	\$2035.00





CONCRETE BENCHES



MODEL# CPB58C



MODEL# CPB84R

CPB Series Concrete Park Benches are the most popular because they are a style suitable for almost any decor - and reasonably priced! Two different choices for the seats and back are, 2" thick Smooth Concrete, or 4" x 4" Redwood. Concrete benches come in 23", 58", 72", and 84" lengths. Wood benches come in 84" long. Upper photo shown with Dove Gray seat and back with Gray DuraBrite legs. Lower photo shown in Redwood with Gray DuraBrite legs. All textures and colors shown on the opposite page are available.

Model	Seat/back	Height	Length	Weight	Price
CPB58C	Concrete	33"	58"	420 lbs.	\$435.00
CPB72C	Concrete	33"	72"	465 lbs.	\$461.00
CPB84C	Concrete	33"	84"	485 lbs.	\$488.00
CPB84R	Redwood	33"	84"	242 lbs.	\$1037.00



The **CSB84R** Bench has durable steel-reinforced concrete legs and redwood slats for seat and back. The slats are 2 3/8" wide x 1 1/2" thick, 84" long. Specify concrete color and aggregate texture choice from pg. 50.

Model	Height	Length	Width	Weight	Price
CSB84R	33"	84"	24"	310 lbs.	\$779.00



The **Kingsley Bench** has a stately appearance with its arched backrest and decorative balls. This massive unit is 1955 lbs. of rebar reinforced concrete that is available in your choice of texture and color shown on opposite page. This 84" long bench requires some assembly, but once in place it is sure to stay! The arched backrest is a prime location for custom logos or dedication plaques. Please inquire. Shown in Dove Gray.

Model	Height	Length	Width	Weight	Price
CKIB84C	37"	84"	24"	1955 lbs.	\$1253.00



The **Concrete/Mesh Bench** goes well with our mesh tables. Unit gives maintenance-free service for many years and maintains its aesthetic appeal. Seat and back are flattened expanded metal with a durable Thermo-Plastic coating. Select Thermo-Plastic color, as well as concrete color and texture for legs.

Model	Height	Length	Width	Weight	Price
CPB72M	33"	72"	33"	175 lbs.	\$440.00
CPB96M	33"	96"	33"	175 lbs.	\$499.00



CPB60X "X" Leg Bench offers a unique look to a standard park bench. Heavy, reinforced concrete provides years of trouble-free service. Seat and back are 60" long, so it holds three comfortably. Select concrete color for seat and back and color and texture for legs. Shown in Light Brown.

Model	Height	Length	Width	Weight	Price
CPB60X	34"	24"	60"	440 lbs.	\$458.00