

SNYDER



Equipment, Inc.

Storing, Rolling, Lifting since 1947

Kay Park concrete site furnishings

2946 Larimer St. Denver, CO 80205
303-295-1100 / 800-373-7693
FAX 303-295-2464
Email info@snyderequipment.com
www.snyderequipment.com



NEW! STONE FURNISHINGS



ROUND TABLE

is an inviting addition to any setting. Tops and seats have a ground and polished Terrazzo finish that makes surfaces easy to clean. Legs come in a solid color with either a smooth or a weatherstone finish. Specify when ordering. 66" overall diameter. 30" high top.

SFRPT Round Table 1150 lbs **\$976.00**
SFRPTH ADA Round Table 860 lbs **\$935.00**

← ADA TABLES AVAILABLE →



SQUARE TABLE

is a useful addition to a park patio or food court area. Tops and seats have a ground and polished Terrazzo finish which wipes clean. Choose a solid color with either a weatherstone or smooth finish for the legs. Overall 65" sq x 30" h.

SFSPT Square Table 1100 lbs **\$976.00**
SFSPTH ADA SquarerTable 950 lbs **\$935.00**



G2 Gray



G3 Sand



G5 Brown



G4 Brick Red

PATIO PERFECTION!

CHOOSE GROUND TERRAZZO
TOPS AND SEATS
AND
SOLID WEATHERSTONE COLOR
LEGS

ROCK SOLID SELECTIONS!



PARK BENCH

has a 6 ft long seat and back in your choice of ground Terrazzo. Heavy steel-reinforced concrete legs have a weatherstone finish in your color choice. A good compliment to any setting.

SFPB72 6' Long Park Bench 920 lbs **\$866.00**



B1 Gray



B4 Buff



B3 Sand



B6 Brown



B7 Brick Red



BACKLESS BENCH

is great for trails, parks, schools, resorts, streetscapes- almost anywhere. Heavy concrete construction ensures longevity. Choose ground Terrazzo seat AND solid weatherstone color for legs.

SFBB72 6' Long Backless Bench 500 lbs **\$529.00**

NEW! STONE FURNISHINGS



ROUND PLANTERS

can soften any landscape with curve and color. Concrete planters have steel reinforcing and drain holes. Not only do they add beauty, but also make practical barriers for security. Specify color/finish choice.

SFRP3030	30" dia. x 30" h Planter	785 lbs	\$465.00
SFRP3630	36" dia. x 30" h Planter	895 lbs	\$559.00
SFRP4830	48" dia. x 30" h Planter	1325 lbs	\$684.00

NEW! PRECAST STONE FURNITURE

is made of steel reinforced concrete with enhanced stone finishes. Heavy duty units are sure to compliment any outdoor setting, while enduring years of trouble-free service.



A1 Tan Exposed



A2 Misty Gray Exposed



A3 Sand Exposed



A4 Brown Exposed



SQUARE PLANTERS

make a great symmetrical border or barrier to dress up walkways and patios. Heavy concrete planters have steel reinforcing and drain holes. Specify color/finish choice.

SFSP3030	30" sq. x 30" h Planter	1060 lbs	\$531.00
SFSP3630	36" sq. x 30" h Planter	1210 lbs	\$632.00
SFSP4830	48" sq. x 30" h Planter	1960 lbs	\$785.00

PITCH -IN PERFECT!

CHOOSE EXPOSED AGGREGATE
OR
SOLID WEATHERSTONE COLOR

SOLID SECURITY!



TRASH CONTAINER

is great for busy food areas, as trash can be disposed on all sides. Unit comes standard with a removable plastic top, retainer band for holding trash bags and a threaded insert inside. Security cable for lid, rigid plastic liner and side snuffer attachment are optional and sold separately below. When ordering, please specify top color of gray or brown, as well as the desired color/finish for the container.

SFST3030	25" sq. x 46" h Trash Contain.	615 lbs	\$473.00
SFSTCOSS	Side Snuffer Attachment	30 lbs	\$71.00
SFSTL30P	Rigid Plastic Liner (Black)	24 lbs	\$59.00
SFTCC	18" Cable w/bolts for lid	2 lbs	\$5.00



B1 Gray



B4 Buff



B3 Sand



B6 Brown



B7 Brick Red



EASY
ACCESS
DOOR
TO EMPTY
ASH PAIL

SNUFFER

has a unique pyramid shape that helps to extinguish cigarette butts. Just drop them through the top and they fall into a galvanized bucket hidden inside. Access door makes it easy to empty. A nice addition to outside patios or at building entrances.

SFPCS	Pyramid Snuffer 14" sq. base x 34" h.	290 lbs	\$295.00
--------------	---------------------------------------	---------	-----------------



CONCRETE PLANTERS

All vandal-resistant precast products shall have a minimum compressive strength of 5,000 psi at 28 days. There shall be a maximum of 4-6% air entrainment and 3/8" rebar reinforcement, engineered to withstand severe structural stresses. Inquiries on custom logos, designs, etc., welcome. The exposed aggregate texture is washed, cured, and sealed to enhance the stone colors. The smooth surfaces have color dyes throughout mixture and protective stain that prevents dusting.



BRIGHTON PLANTERS

A clean look of simple charm! Round trimmed top edge adds a touch of elegance. Available in two sizes - shown at left. Available in your choice of color and textures. Drain holes are featured on all models. Shown in Light Brown color with a Light Sandblast finish.

CPRR2424	24" dia x 24" h	325 lbs	\$355.00
CPRR4224	42" dia x 24" h	1100 lbs	\$663.00



EVER POPULAR ROUND PLANTERS

Known as the 'old standby.' Planters for flowers, shrubs, trees, etc. These planters will surely add color and elegance to surroundings. Choose color/textures best suited for you! Drain holes are featured on all models. Shown in Sand Tan Durabrite.

CPR2417	24" dia x 17" h	300 lbs	\$293.00
CPR2424	24" dia x 24" h	350 lbs	\$326.00
CPR2433	24" dia x 33" h	540 lbs	\$360.00
CPR3017	30" dia x 17" h	500 lbs	\$388.00
CPR3030	30" dia x 30" h	800 lbs	\$468.00
CPR3624	36" dia x 24" h	800 lbs	\$513.00
CPR3630	36" dia x 30" h	900 lbs	\$578.00
CPR4817	48" dia x 17" h	900 lbs	\$614.00
CPR4824	48" dia x 24" h	1200 lbs	\$677.00
CPR6036	60" dia x 36" h	2400 lbs	\$974.00



ASPEN ROUND PLANTERS

A unique style and sizes for flowers, trees and shrubs. Beauty and utility. Shown in Dove Gray and Light Sandblast.

Best Seller!

CPAR3622	36" dia x 22" h	1000 lbs	\$ 566.00
CPAR4836	48" dia x 36" h	1950 lbs	\$ 710.00
CPAR6036	60" dia x 36" h	2850 lbs	\$1023.00
CPAR3630	36" dia x 30" h	1050 lbs	\$ 581.00

ASPEN RECEPTACLE & ASH URN

Matching Aspen trash receptacle and ash urn now available.



CTCA-30AP	31" dia x 38" h trash	700 lbs	\$563.00
CSA-2319	19" dia x 23" h	225 lbs	\$245.00

Aspen Snuffer Shown on pg. 33.



CUSTOM PATTERNS

Available on all round planters and trash receptacles. Please inquire.

BEAUTIFY YOUR SPACE

CONCRETE PLANTERS

SECURITY BARRIERS - WITH A NICE APPEARANCE

RECTANGLE/SQUARE PLANTERS

Available in a variety of sizes to fit a variety of settings. Whether it is a park, golf course, institution, or street project, these units are an excellent finishing touch! Inquiries on custom designs, logos, etc., are welcome. Drain holes are featured on all models. Photo shown in Gray Durabrite. Please specify "all aggregate" or "with reveal lines."

Best Seller!

CPS1818	18" w x 18" l x 18" h	246 lbs	\$174.00
CPS2428	24" w x 24" l x 28" h	730 lbs	\$338.00
CPS3630	36" w x 36" l x 30" h	1440 lbs	\$664.00
CPS4230	42" w x 42" l x 30" h	1700 lbs	\$694.00
CP183320	18" w x 33" l x 20" h	410 lbs	\$341.00
CP184820	18" w x 48" l x 20" h	726 lbs	\$391.00
CP186020	18" w x 60" l x 20" h	940 lbs	\$456.00
CP187220	18" w x 72" l x 20" h	1550 lbs	\$514.00
CP244830	24" w x 48" l x 30" h	1288 lbs	\$619.00



CPS187220 Shown

ASPEN RECTANGLE/SQUARE PLANTERS

An elegant look in a variety of sizes. All models have drain holes and come in your color choice.

\$591.00

CPAS2418	24" w x 24" l x 18" h	450 lbs	\$ 353.00
CPAS2436	24" w x 36" l x 18" h	530 lbs	\$ 382.00
CPAS2448	24" w x 48" l x 30" h	1200 lbs	\$ 758.00
CPAS3648	36" w x 48" l x 36" h	1500 lbs	\$ 963.00
CPAS4848	48" w x 48" l x 36" h	2500 lbs	\$1016.00
CPAS3660	36" w x 60" l x 36" h	2700 lbs	\$1023.00
CPAS3672	36" w x 72" l x 36" h	3100 lbs	\$1140.00
CPAS1660	16" w x 60" l x 18" h	650 lbs	\$ 611.00
CPAS2472	24" w x 72" l x 18" h	935 lbs	\$ 648.00



CPAS2448 Shown

SOUTHWEST DISH STYLE PLANTERS

Available in a variety of sizes to hold anything from small plants to large shrubs. Body is always a light sandblast finish - Pattern ring is always smooth. Specify color when ordering.

CPSW2424	24" dia x 24" h	350 lbs	\$403.00
CPSW3017	30" dia x 17" h	500 lbs	\$459.00
CPSW4817	48" dia x 17" h	900 lbs	\$700.00

Matching trash receptacle holds a 30 gal liner and has a concave spun aluminum pitch in lid.

CTCRS30A	26" dia x 32" h	695 lbs	\$712.00
-----------------	-----------------	---------	-----------------



CPSW2424 Shown



CPSW3017 Shown



CPSW4817 Shown

Select Aggregate Texture:



Durabrite PermaStone Light Sandblast

Select Concrete Color:



Sand Tan Dove Gray Light Brown Terra Cotta





CONCRETE TRASH CONTAINERS

All our vandal-resistant precast products shall have a minimum compressive strength of 5,000 psi at 28 days, a maximum of 4-6% air entrainment. The exposed aggregate texture is washed, cured, and sealed to enhance the stone colors. The smooth surfaces have color dyes throughout mixture and a protective stain that prevents dusting.



CTCR30PH

Has a dark brown rigid plastic hood top open on two sides. Shown in Sand Tan Durabrite. Weighs 700 lbs.

CTCR30PH 26 1/4" dia x 44" \$577.00
CTCR30PL 30 gal liner \$ 58.00



CTCR30MD

Has a brown plastic dome lid with self-closing door - more lids available. Shown as Sand Tan Durabrite. 420 lbs.

CTCR30MD 24" dia x 43" \$548.00
CTCR30PL 30 gal liner \$ 58.00



Best Seller!

CTCS22PB & CTCS40PB

Holds a liner up to 22 gal. At 40" h (to top of dome) x 20 1/2" square & has a rigid plastic bonnet top with a self-closing door. Shown in Sand Tan durabrite. Larger, 40 gallon size, model also available.

CTCS22PB 22 gal unit 350 lbs \$438.00
CTC20PL 20 gal liner 11 lbs \$ 57.00
CTCS40PB 40 gal unit 600 lbs \$561.00
CTC36PL 36 gal liner 13 lbs \$ 69.00

KEEP YOUR AREA NEAT & TIDY



Best Seller!

CTCR30AP

Has a convex spun aluminum pitch in top. Shown here in Tan Permastone. Weighs 420 lbs.

CTCR30AP 24" dia x 33" \$527.00
CTCR30PL 30 gal liner \$ 58.00



CTCR30AR

Has a concave spun aluminum pitch in top. Shown in Light Brown Permastone. Weighs 645 lbs.

CTCR30AR 24" dia x 33" \$593.00
CTCR30PL 30 gal liner \$ 58.00



CTCR22FP/30FP

Two pieces fit together with brown fiberglass pitch in top. The 20 gallon weighs 300 lbs and the 30 gallon weighs 870 lbs.

CTCR22FP 21" dia x 33" \$439.00
CTCR20PL 20 gal liner \$ 57.00
CTCR30FP 31" dia x 33" \$594.00
CTCR30PL 30 gal liner \$ 58.00

CONCRETE TRASH/SNUFFERS



LARGE CAPACITY

This receptacle has a side door for easy trash removal. Flat top unit is 26" x 26" x 44 1/2" high and holds a 30 to 45 gal liner. Shown in Dove Gray PermaStone with a custom logo. Plastic top available in Brown or Gray.

CTCS30FT	45 gal unit	745 lbs	\$763.00
CTC45PL	45 gal liner	13 lbs	\$ 94.00



POPULAR SQUARE

Features a brown pitch in top and is available in 2 sizes: 22 gal unit is 36" high x 22" square, 30 gal unit is 30" high x 26" wide x 29" long. Shown in Sand Tan PermaStone. (22 gal top is plastic, 30 gal top is fiberglass)

CTCS22FP	22 gal unit	650 lbs	\$517.00
CTC20PL	20 gal liner	11 lbs	\$ 57.00
CTCS30FP	30 gal unit	720 lbs	\$593.00
CTC30PL	30 gal liner	12 lbs	\$ 58.00



HOT ASH RECEPTACLE

Provides safety in public parks for disposal of hot coals and ashes after grilling. Welded steel bars on top of this concrete unit prevent people from putting their hands into it while hot coals may be cooling. Recommended for any public picnic grounds where charcoal grills are used.

CHAR2235	22" sq x 35" high	650 lbs	\$439.00
-----------------	-------------------	---------	-----------------

ROUND SNUFFERS



Fill basin with sand.

CSR-1124
11" dia x 24" h
130 lbs
\$176.00



Has removable chrome bowl to empty or fill w/ sand.

CSR-1130
11" dia x 30" h
185 lbs
\$212.00

SQUARE SNUFFERS



Best Seller!

Fill basin with sand.

CSS-1424
14" dia x 24" h
145 lbs
\$134.00



Has removable chrome bowl to empty or fill w/ sand.

CSS-1230
12" dia x 30" h
260 lbs
\$218.00

SNUFFER/TRASH COMBINATION UNITS



Has removable chrome bowl to empty or fill w/ sand.

CSTR-1230
12" dia x 30" h
155 lbs
\$377.00



Has removable chrome bowl to empty or fill w/ sand.


CSTR-1332
13" dia x 32" h
200 lbs
\$426.00

Select Aggregate Texture:




Durabrite PermaStone Light Sandblast

Select Concrete Color:



Sand Tan Dove Gray Light Brown Terra Cotta

KEEP THE SMOKER'S AREA CLEAN



STAINLESS SKIMMER

Easily sifts waste out of sand. Stainless steel.

CSOSK 5" dia skimmer **\$33.00**



CONCRETE BENCHES

Beautiful concrete benches are an excellent finishing touch to any setting. They are built to last and sure to stay in place! Vandal-resistant precast products shall have minimum compressive strength of 5,000 psi at 28 days. There shall be a maximum of 4-6% air entrainment and 3/8" rebar reinforcement engineered to withstand severe structural stresses. The exposed aggregate texture is washed, cured, and sealed to enhance the stone colors. The smooth surfaces have color dyes throughout mixture and protective stain that prevents dusting.



CCB72CL

Contoured seat and contoured legs are cast in one piece, 72" long. Available with smooth finish seat and legs, or can be a combination of smooth seat and exposed aggregate legs of your choice. Shown in Light Brown.

CCB72CL concrete 18" h x 72" l 500 lbs **\$426.00**



CTB58C

Practical bench has three seat lengths, 58", as shown, 72" and 84" long units that can be used along sides of tables or as stand alone benches. Easy bolt-together assembly! A good value! Shown in Sand Tan seat with Durabrite Gray legs.

CTB58C	18 1/2" h x 58" l	200 lbs	\$284.00
CTB72C	18 1/2" h x 72" l	210 lbs	\$342.00
CTB84C	18 1/2" h x 84" l	230 lbs	\$354.00



CFB84C

This bench is a 15" wide seat and is 84" long. Seat color can be any of our standard concrete colors. Legs can be a solid color with a light sandblast finish or exposed aggregate of your choice.

CFB84C concrete 17" H X 84" L 580 lbs **\$594.00**



CMB84R

Mall bench shown here with a seat made of finished Redwood 4"x4"s, 84" long. Also available with a solid 2" thick concrete seat, 90" long. Legs are your choice of aggregate with threaded inserts to securely attach seats. Shown in redwood and Sand Tan Permatone.

CMB84R	redwood 19" h x 84" l	300 lbs	\$834.00
CMB90C	concrete 18" h x 90" l	539 lbs	\$522.00



HALF LOG BENCH

This Half Log Bench is a realistic looking tree trunk cut in half! It is made of durable glass fiber reinforced concrete (GRFC). The unique finish is that of natural weathered bark and wood grain. Final color is achieved with latex stain made for concrete. A lot of detail is given to the finish, which makes it look amazingly real. Matching "log-look" concrete legs cradle the half log seat for stability. Made extra heavy-duty for years of trouble-free service. An excellent choice for themed parks, zoos, and playgrounds. Three lengths available.

HLB4	18" h x 24" w x 48" l	535 lbs	\$1782.00
HLB6	18" h x 24" w x 72" l	680 lbs	\$2658.00
HLB8	18" h x 24" w x 96" l	832 lbs	\$3557.00

STURDY SEATS

CONCRETE BENCHES

CPB BENCH

CPB Series concrete park benches are the most popular because they are a style suitable for almost any decor - and reasonably priced! Two different choices for the seats and back are, 2" thick Smooth concrete, or 4" x 4" Redwood. Concrete benches come in 23", 58", 72" and 84" lengths. Redwood benches come in 84" long. Shown with Sand Tan with Gray Durabrite legs. All available textures and colors shown below.

CPB58C	33" h x 58" l concrete	420 lbs	\$ 489.00
CPB72C	33" h x 72" l concrete	465 lbs	\$ 518.00
CPB84C	33" h x 84" l concrete	485 lbs	\$ 548.00
CPB84R	33" h x 84" l redwood	242 lbs	\$1174.00



CONCRETE/MESH BENCH

This bench goes well with our mesh tables. Unit gives maintenance-free service for many years and maintains its aesthetic appeal. Seat and back are flattened expanded metal with a durable Thermo-Plastic coating. Select Thermo-Plastic color from pg 36 and select a concrete color and texture for legs from below.


CPB72M	33" h x 72" l x 33" w	210 lbs	\$495.00
CPB96M	33" h x 96" l x 33" w	230 lbs	\$560.00



'X' LEG BENCH

A unique look for a standard park bench. Heavy, reinforced concrete provides years of trouble-free service. Seat and back are 60" long, so it holds three comfortably. Select concrete color for seat and back and color and texture for legs. Shown in Light Brown.

CPB60x	34" h x 60" l x 24" w	440 lbs	\$515.00
---------------	-----------------------	---------	-----------------



KINGSLEY BENCH

The Kingsley Bench has a stately appearance with its arched backrest and decorative balls. This massive unit is 1955 lbs of rebar reinforced concrete that is available in your choice of texture and color shown below. This 84" long bench requires some assembly, but once in place it is sure to stay! The arched backrest is a prime location for custom logos or dedication plaques. Please inquire. Shown in Dove Gray.


CKIB84C	37" h x 84" l x 24" w	1955 lbs	\$1407.00
----------------	-----------------------	----------	------------------



CSB84R

The CSB84R bench has durable steel-reinforced concrete legs and redwood slats for seat and back. The slats are 2 3/8" wide x 1 1/2" thick, 84" long. Specify concrete color and aggregate texture choice.

CSB84R	33" h x 84" l x 24" w	310 lbs	\$881.00
---------------	-----------------------	---------	-----------------





CONCRETE TABLES



A modern design with four surrounding seats offers great aesthetics and practicality for patios, food service, etc. It's heavily reinforced concrete construction is very durable. Comes with smooth top and seat surfaces, as well as smooth legs. Available in Sand Tan, Dove Gray, Lite Brown, and Terra Cotta. Dedication plaques and logos also available, please inquire. Shown in Dove Gray.

Best Seller!

CTR4S	round 68" l x 30" h x 68" w	1080 lbs	\$922.00
CTR3H	3 seat - wheelchair access	970 lbs	\$908.00
UMBRKT	umbrella bracket option	--	\$ 51.00



OCTAGON TABLE

Best Seller!

A unique look that is sure to compliment any setting. Strong reinforced concrete provides a truly long and durable life. Top and seats bolts are concealed for added beauty. You choose the top & seat colors you want with your aggregate selection for the legs. An optional umbrella attachment is available upon request for areas where shade may be needed. If you are in a high-vandalism area, ask about our anti-graffiti coating. Shown in Lite Brown tops & seats with Lite Brown PermaStone legs.

CTO4S	4 seats 66" l x 29" h x 66" w	1080 lbs	\$922.00
UMBKT	umbrella bracket option	-	\$ 19.00



SQUARE CONCRETE TABLES

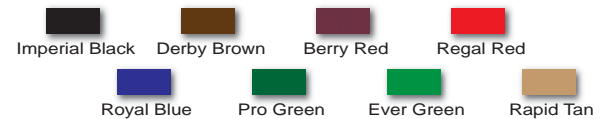
Perfect for dressing up a patio or courtyard. Made of strong steel reinforced concrete. Top and seats have protective sealer to assure years of service. Two and four seat models available. Ask about umbrella attachment option. Choose a combination of color and texture to best suit your decor. Photo shows Sand Tan tops and seats with Sand Tan PermaStone legs.

CTS4S	4 seat sq 66" l x 29" h x 66" w	1080 lbs	\$922.00
CTS2S	2 seat sq 30" l x 29" h x 66" w	640 lbs	\$816.00
UMBKT	umbrella bracket option	-	\$ 19.00



Same concrete/aggregate legs as other tables, but thermoplastic coated flattened expanded metal top and seats. Comes in 6' or 8' models. Select leg color and texture and thermoplastic color for tops and seats when ordering this maintenance-free table.

CTR6MTP	6' rectangle	510 lbs	\$880.00
CTR8MTP	8' rectangle	550 lbs	\$948.00



FIND UMBRELLAS ON PGS. 13-15.

ASK ABOUT AN ANTI-GRAFFITI COATING

CONCRETE TABLES



CTRJ RECTANGLE TABLES

"The good old standby." These tables have a combination of beautiful exposed aggregate legs and smooth colored tops and seats to enhance surroundings with a look of natural beauty. You choose the texture and color to best match your decor. SMOOTH CONCRETE tops and seats with color all the way through come in 60" and 84" lengths. Beautiful Redwood tops and seats also available. A handicap model is also available with the top extended at one end. Shown with Light Brown top and seats and Light Brown Durabrite legs.

CTRJ60C	standard 60" l x 29" h x 58" w	1000 lbs	\$ 825.00
CTRJ84C	standard 84" l x 29" h x 58" w	1400 lbs	\$ 923.00
CTRJ84H	handicap 84" l x 29" h x 58" w	1330 lbs	\$ 959.00
CTRJ84R	redwood 84" l x 29" h x 58" w	620 lbs	\$1242.00




CTRT RECTANGLE TABLES

Features a tapered leg below the seat to avoid toe-catching as you move around the table. Choose color and texture of your choice. Same heavy duty strength as CTRJ tables above. Two sizes available. Shown in Dove Gray.

CTRT84C	84" l x 30" h x 62" w table	1750 lbs	\$ 988.00
CTRT96C	96" l x 30" h x 62" w table	2200 lbs	\$1187.00

Best Seller!



GAME BOARD INSERTS

Permanent insert for concrete table tops.
Provide the fun!

GBI \$137.00



CONCRETE MONSTER TABLES

This ultra-modern table is poured in one piece and has a 3/8" rebar cage for reinforcement. Benches are made the same way. This monster, heavy, table will deter any vandal. One piece construction means there is no hardware to be tampered with. It is perfect in any setting-even remote areas with no supervision. Entire unit has smooth surface, color dye throughout the mix, and protective sealer. A wheelchair accessible model which has an 84" long top, but one shorter bench is supplied to allow room for a wheelchair. This unit is available in any of our color choices. Shown in Light Brown.

CMT84C	84" l x 29" h x 62" w, table w/ benches	2000 lbs	\$ 971.00
CMT84H	84" l x 29" h x 62" w, table w/ hc benches	1850 lbs	\$1003.00



CONCRETE OVAL TOP TABLES


A contemporary look along with a walk through design perfect for almost any setting. Shown with Sand Tan Light Sandblast legs and Light Brown Smooth top and seats. Choose any color for your tables from the selection below. Two sizes available. Handicap unit has one end extended to allow for wheelchair.

CTOV72	72" l x 30" h x 60" w, oval top table	1300 lbs	\$1031.00
CTOV84	84" l x 30" h x 60" w, oval top table	1600 lbs	\$1103.00
CTOV84H	84" l x 30" h x 60" w, oval top table	1600 lbs	\$1176.00

Select Aggregate Texture:




Select Concrete Color:



CONCRETE BOLLARDS

STEP UP SECURITY - USE CONCRETE BOLLARDS



CONCRETE BOLLARDS

All units on this page are steel reinforced concrete to provide many years of trouble-free service. Select from the exposed aggregate textures and solid color light sandblast finishes.

A. CBRD	12" dia x 54" h	600 lbs	\$ 348.00
B. CBS16	16" sq x 28" h	616 lbs	\$ 404.00
C. CBRP	20" dia x 40" h	1450 lbs	\$ 912.00
D. CBS24	24" dq x 40" h	1900 lbs	\$ 593.00
E. CBRT10	10" dia x 34" h	240 lbs	\$ 359.00
F. CBPB	12" dia x 35" h	187 lbs	\$ 270.00
G. CBS12	12" sq x 30" h	385 lbs	\$ 342.00
H. CBSL	12" sq x 42" h	300 lbs	\$1303.00
I. CBRL	12" dia x 54" h	400 lbs	\$1142.00
J. CBR18	18" dia x 35" h	720 lbs	\$ 344.00
K. CBR12	12" dia x 34" h	240 lbs	\$ 347.00
L. CBH	16" x 12" x 48" h	150 lbs	\$ 211.00
M. CBRT12	12" dia x 30" h	275 lbs	\$ 347.00
N. CBRF	12" dia x 30" h	290 lbs	\$ 302.00




H.



FUNCTIONS:

- CREATE BOUNDARIES FOR TRAFFIC
- PROVIDE A BARRIER TO CONTROL PARKING BY YOUR BUILDING
- LIGHT WALKWAYS FOR PEDESTRIANS PEACE OF MIND
- ENHANCE VISIBILITY FOR MANAGEMENT
- ENHANCE BORDERS TO LANDSCAPE

Select Concrete Color:




Sand Tan

Dove Gray

Light Brown

Terra Cotta

Select Aggregate Texture:



Durabrite

Permastone

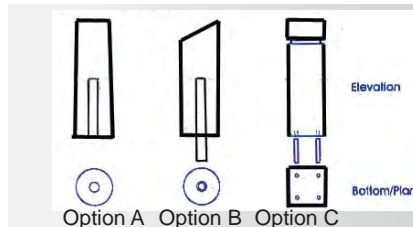
Light Sandblast



I.



I.



Option A

Option B

Option C

Elevation

Bottom/Plan

SELECT MOUNTING OPTIONS

When ordering specify your choice of mounting options shown. "A" "B" or "C"



CONCRETE FOUNTAINS

HANDICAP ACCESSIBLE FOUNTAIN

A beautiful exposed aggregate finish offers a great natural look for any outdoor setting. This model has plenty of knee clearance for persons in wheelchairs and an easy front push button. Choose optional features to best suit your needs, such as concrete or chrome bowl, side faucet, freeze proof valve, or tamper-resistant concrete bubbler guard for your drinking fountain. Comes with drain tile piece and bubbler valve for attaching your plumbing connections. Access panel provides ease of installation and heavy concrete construction offers you peace of mind. Pictured at right is a **CHFFBS** shown in Durabrite finish, with a chrome bowl and optional side faucet.

CHFFBS	standard, chrome bowl	400 lbs	\$1387.00
CHFFBC	standard, concrete bowl	410 lbs	\$1215.00
CHFFBCT	tamper guard, concrete bowl	420 lbs	\$1253.00
CHFFBSF	freeze proof, chrome bowl	400 lbs	\$2421.00
CHFFBSTF	tamper & freeze proof, chrome bowl	410 lbs	\$2448.00
CDFOSF	optional side faucet	10 lbs	\$ 85.00



WALL MOUNTED

This drinking fountain is made of strong reinforced concrete. (shown with a Durabrite finish.) It comes with a chrome-plated brass push button and bubbler. Choose a bowl of chrome or concrete.

CWFS	chrome bowl, 9" h x 14" w	\$747.00
CWFC	concrete bowl, 9" h x 14" w	\$617.00



ELECTRIC COOLER

A worry-free unit to provide **cold** water outdoors. Concrete water cooler is reinforced and comes with a polished chrome plated bubbler and chrome plated bowl. Choose from exposed aggregate or light sandblast in gray, tan, light brown, or terra cotta color.

CWC water cooler 375 lbs **\$2791.00**

Floor Model



DUAL HEIGHT

Meets ADA requirements for person in wheelchairs, as well as provides water access for adults and children simultaneously. Unit features easy push button operation. Both bubblers and bowls are chrome. Select the concrete color and aggregate texture of your choice when ordering. Shown in Light Brown and Light Sandblast.

CDHF2BS ADA fountain 610 lbs **\$1702.00**



UPRIGHT CYLINDER

Worry-free near outdoor sports fields, hiking trails, etc. Choose concrete color and texture you prefer. Comes in various model features. Optional concrete child step can be purchased so youngsters can get up to drink from bubbler. Model shown is **CDFPBC** with a PermaStone aggregate finish, Dove Gray color, concrete bowl, and push button on the bubbler. Each fountain 220 lbs. Child step 105 pounds.

CDFPBC	concrete, push button	\$ 698.00
CDF1BC	concrete, 1 side button	\$ 819.00
CDF1BCF	concrete, push button & freeze	\$2006.00
CDFFBBS	chrome, front push button	\$1006.00
CDFOSF	optional side faucet	\$ 85.00
CDFOCS	optional concrete child step	\$ 153.00

Vandal-resistant precast products shall have a minimum compressive strength of 5,000 psi at 28 days. There shall be a maximum of 4-6% air entrainment and 3/8" rebar reinforcement engineered to withstand severe structural stresses. The exposed aggregate texture is washed, cured, and sealed to enhance the stone colors. The smooth surfaces have color dyes throughout mixture and protective stain that prevents dusting.