

# SNYDER



**Equipment, Inc.**

*Storing, Rolling, Lifting since 1947*

**PRODUCT INFORMATION**

## **Jaken FastRack**

2946 Larimer St. Denver, CO 80205  
303-295-1100 / 800-373-7693  
FAX 303-295-2464  
Email [info@snyderequipment.com](mailto:info@snyderequipment.com)  
[www.snyderequipment.com](http://www.snyderequipment.com)

# FastRak

## Heavy Duty Bulk Shelving



Model # FS3-9636120M  
with two extra shelves  
(Model # FX3-9636M)

Model # FT3-96396120W

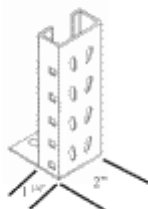


Single Unit  
Model # FS2-7224072W

## Components

### Uprights

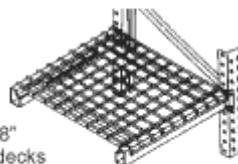
- All Welded
- Uprights allow adjustment of shelf height every 1"<sup>o</sup>
- 7,000 lb. capacity per upright



Part Number	D x H	Wt. Lbs.
215-CU18072	18" x 72"	19
215-CU18096	18" x 96"	24
215-CU18120	18" x 120"	32
215-CU24072	24" x 72"	20
215-CU24096	24" x 96"	24
215-CU24120	24" x 120"	34
215-CU36036	36" x 36"	13
215-CU36072	36" x 72"	26
215-CU36096	36" x 96"	31
215-CU36120	36" x 120"	35
215-CU48036	48" x 36"	15
215-CU48072	48" x 72"	30
215-CU48096	48" x 96"	35
215-CU48120	48" x 120"	40

### Wire Mesh Decking

- Improves visibility and sprinkler effectiveness
- Built in supports
- One deck used for 48" wide units and two decks used for 72" and 96" wide units



Model Number	Beam D x W	Wt. Lbs.
CW18048	18" x 48"	12
CW18072	18" x 72"	16
CW18096	18" x 96"	24
CW24048	24" x 48"	14
CW24072	24" x 72"	20
CW24096	24" x 96"	28
CW36048	36" x 48"	18
CW36072	36" x 72"	28
CW36096	36" x 96"	36
CW48048	48" x 48"	21
CW48072	48" x 72"	34
CW48096	48" x 96"	42

### Particle Board

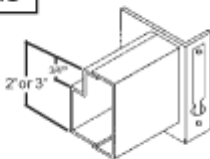
- 3/4" Particle Board Decking
- Cut to fit inside beams



Model Number	Beam D x L	Wt. Lbs.
240-044818	18" x 48"	12
240-047218	18" x 72"	18
240-049618	18" x 96"	24
240-044824	24" x 48"	22
240-047224	24" x 72"	33
240-049624	24" x 96"	44
240-044836	36" x 48"	33
240-047236	36" x 72"	49
240-049636	36" x 96"	68
240-044848	48" x 48"	44
240-047248	48" x 72"	65
240-049648	48" x 96"	90

## Load Beams

- Available in either 2" or 3" beam height
- Available 48", 72" 96" in length
- Built-in safety clip



Part Number	Beam H x W	# of Sup.	Cap. / Pair	Wt.
215-CB20048	2" x 48"	2	1,400	7
215-CB20072	2" x 72"	3	1,200	10
215-CB20096	2" x 96"	4	1,000	13
215-CB30048	3" x 48"	2	2,000	9
215-CB30072	3" x 72"	3	1,800	12
215-CB30096	3" x 96"	4	1,600	16

## Label Holders

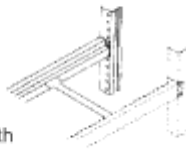
- Extra Large for *FastRak* Applications
- Self adhesive or magnetic
- Bar code capable



Model	Description	Pack
215-L335	3" x 5", Self-Adhesive	50
215-L335M	3" x 5", Magnetic	50
215-L346	4" x 6", Self-Adhesive	50
215-L346M	4" x 6", Magnetic	50

## Safety Supports

- Shelf Supports reinforce particle board for added strength and stability
- Used in conjunction with particle board to maximize shelf capacity
- Use 2, 3, or 4 supports per pair of beams (see load beam information at left for details)



Model Number	Support Length	Weight Lbs.
215-CSS24	24"	1.5
215-CSS36	36"	2.5
215-CSS48	48"	3.0