



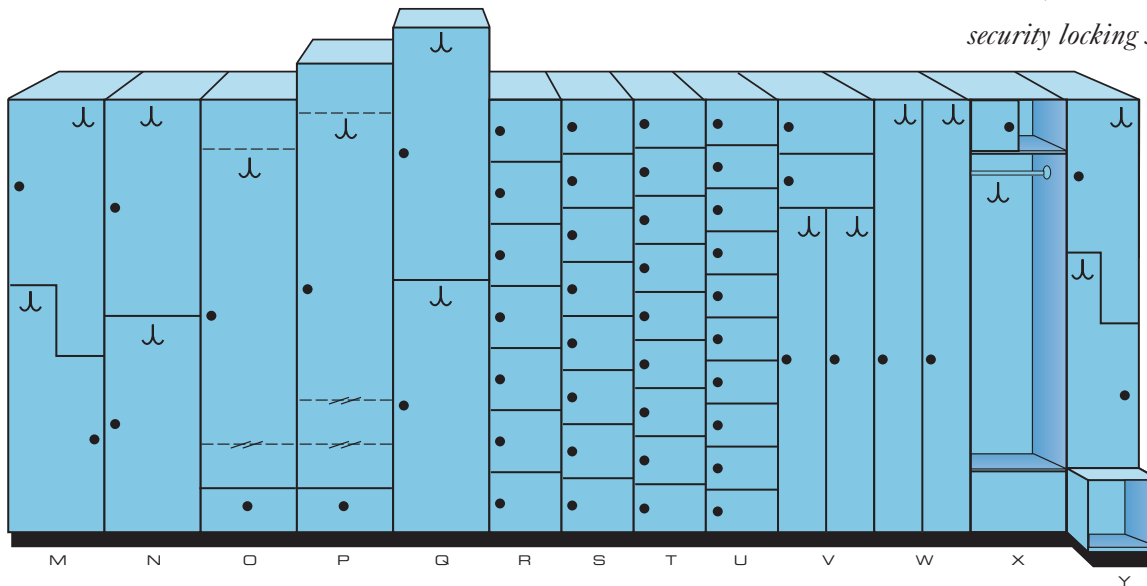
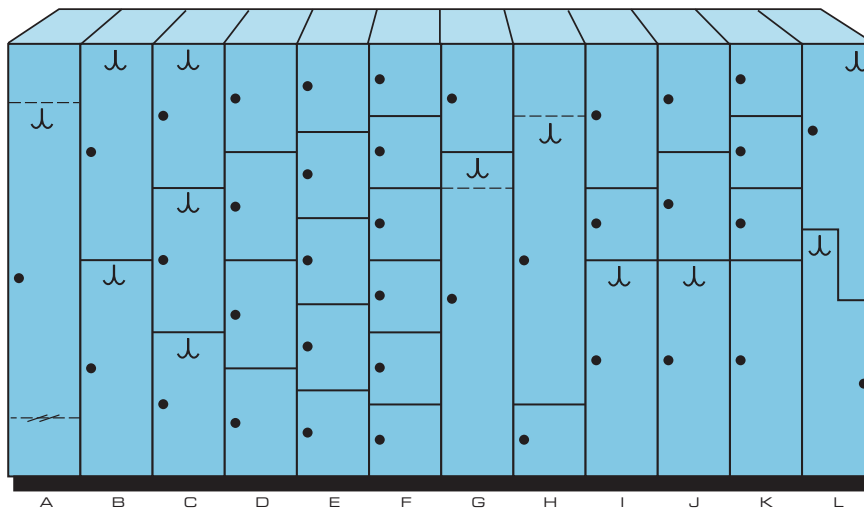
## PRODUCT INFORMATION

# Ideal lockers and benches

2946 Larimer St. Denver, CO 80205  
303-295-1100 / 800-373-7693  
FAX 303-295-2464  
Email [info@snyderequipment.com](mailto:info@snyderequipment.com)  
[www.snyderequipment.com](http://www.snyderequipment.com)

# LOCKER CONFIGURATIONS

*Ideal has carefully designed lockers and locker systems to fill the requirements of the client by providing flexibility and versatility for the architect and the interior designer. In addition to our standard locker configurations, we also provide custom design services. Additional shelves, interior accessories, choices of security locking systems are just a few of the customized options offered.*



- ⌋ = Coat Hook
- = Hat Shelf
- ~~~~~ = Shoe Shelf
- = Lock Location

Item	Description	Width	Depth	Height
A	One Tier	12"	18"	72"
B	Standard Two Tier	12"	18"	72"
C	Three Tier - Gymbag	12"	18"	72"
D	Four Tier	12"	18"	72"
E	Five Tier	12"	18"	72"
F	Six Tier - Purse Size	12"	18"	72"
G	Modified Two Tier	12"	18"	72"
H	Modified Two Tier	12"	18"	72"
I	Modified Three Tier	12"	18"	72"
J	Modified Three Tier	12"	18"	72"
K	Modified Four Tier	12"	18"	72"
L	Executive Style Two Tier	12"	18"	72"
M	Executive Style Two Tier	16"	18"	72"

Item	Description	Width	Depth	Height
N	Standard Two Tier	16"	18"	72"
O	Tennis Club	16"	18"	72"
P	Country Club	16"	18"	78"
Q	Maxi-space	16"	18"	84"
R	Seven Tier	12"	18"	72"
S	Eight Tier	12"	18"	72"
T	Nine Tier	12"	18"	72"
U	Ten Tier - Sneaker	12"	18"	72"
V	Vertical Quad Tier	16"	18"	72"
W	Vertical Two Tier	16"	18"	72"
X	Epicenter	16"	18"	72"
Y	3000 Series Model "L"	12"	18"	72"

Examples: Ideal 1000 Series, Model B, 12" x 18" x 72", PL, RP, EH, VT  
or: (1) (2) (3) (4) (5) (6) (7)

Examples: Ideal 2000 Series, Model F, 12" x 12" x 72", PL, DC, CH, SE

- (1) Specify Ideal 1000 or 2000 Series for Fire-Retardant Plastic Laminate Wood Lockers. 1000 Series includes (VT) Vinyl T-molding and (EH) Exposed Knuckle Hinges. 2000 Series includes (SE) Self-Edging or (PVC) 1mm Poly Vinyl Chloride Edging and (CH) Concealed Hinges.
- (2) Select the style and size locker compartment such as Model B, our standard double tier or Model F, our purse size lockers.
- (3) Confirm the frame dimensions: Width x Depth x Height.
- (4) Select plastic laminate as your exterior surface and choose any color or combination of colors.

## ORDERING INFORMATION

- (5) Specify Locks: (RP) Recessed Padlock Hasp; (PC) Pushbutton Combination; (DC) Dial Combination; (CL) Card Lock; (CO) Coin-Operated; (CC) Coin-Collect; (KL) Keyed; (TL) Token; (DKP) Digilock KP; (DKT) Digilock KT; or (DTL) Digilock TL.
- (6) Specify Hinges: (CH) Concealed Hinge; or (EH) Exposed Knuckle.
- (7) Specify Edging: (VT) Polyethylene Vinyl T-molding; (SE) Self-Edging; (PVC) 1mm Poly Vinyl Chloride; (WT) Wood Tape; or (WM) 1/4" Wood Molding.

## IMAGE 1000 SERIES

### FURNITURE QUALITY & ECONOMY GRADE

- Custom and Standard Designs
- Thermal-Fused Melamine
- 40 Standard Colors
- One Year Warranty

#### SPECIFICATIONS

Material: 48 lb. density, industrial grade particle board.  
Assembly: Blunt joint and nail.  
Finish: Thermal-fused low pressure melamine. Choose from 40 standard colors. Samples available upon request.

## IDEAL 1000 & 2000 SERIES

### FURNITURE QUALITY & FIRE RETARDANT

- Custom and Standard Designs
- Class II-B Fire Retardant
- Unlimited Color Selection
- Formica®, Wilsonart®, Nevamar®, Pionite®, Laminart®, Micarta® Finishes
- Three Year Warranty

#### SPECIFICATIONS

Material: Fire-retardant, formaldehyde-free, 48 lb. industrial grade particle board.  
Assembly: Blunt joint and nail.  
Finish: Plastic laminate, class II-B, fire-retardant, water resistant, NEMA-LD-1 vertical grade .028" thick high pressure plastic laminate exposed.

## MED-X 1000 & 2000 SERIES

### WATER RESISTANT & FIRE RETARDANT

- Custom and Standard Designs
- Class II-B Fire Retardant
- Unlimited Color Selection
- ASTM Six Cycle Tested Core Materials
- Three Year Warranty

#### SPECIFICATIONS

Material: Woodstalk Gold MR Fiberboard. Exceeds ANSI A208, 1-1999 M3 low fuming resin according to ASTM E 1333-96, and less than .01 ppm formaldehyde emissions.  
Assembly: Blunt joint and nail.  
Finish: Plastic laminate, class II-B, fire-retardant, water resistant, NEMA-LD-1 vertical grade .028" thick high pressure plastic laminate exposed.

## SECURA 1000 & 2000 SERIES

### COIN COLLECTION LOCKERS


- Custom and Standard Designs
- Class II-B Fire Retardant
- Unlimited Color Selection
- One to Six Coin Operation
- Common Collection Tube
- Three Year Warranty
- Security Vault

#### SPECIFICATIONS

Material: Fire-retardant, formaldehyde-free, 48 lb. industrial grade particle board.  
Assembly: Blunt joint and nail.  
Finish: Plastic laminate, class II-B, fire-retardant, water resistant, NEMA-LD-1 vertical grade .028" thick high pressure plastic laminate exposed.




Mission Valley YMCA, Ontario, California



Fitness Center, California



ExecutiveStyleTwoTier“L” lockers have all the design versatility you are looking for. Select a locker configuration from our many standard designs or design your own.



Refer to page 2 for Ordering Information.



SECURA 1000 — Fitness Center,  
Rancho Cucamonga, California

# PLASTIC LAMINATE LOCKERS

*Ideal laminated doors, modern and economical, select one or several colors, textures, patterns, metallic or wood-grain plastic laminates as manufactured by Formica<sup>®</sup>, Wilsonart<sup>®</sup>, Nevamar<sup>®</sup>, Laminart<sup>®</sup>, Pionite<sup>®</sup> and Micarta<sup>®</sup>. Specify colors and alternate your selections by the frame for vertical stripes or by the door for a checkerboard-type appearance. Our laminated door construction has been tested and awarded UL Class B(II) fire rating. When specifying, use (PL) to designate plastic laminate doors or substitute the manufacturer's system such as WA D302-6 Canary.*



White Vinyl  
Interior w/Rear  
Panel Venting



IDEAL 1000  
SERIES — "L"  
lockers showing  
their versatility  
with white vinyl  
interiors.

## STANDARD DIMENSIONS

Width: 12" or 16"    Depth: 18" or 20"    Height: 72", 78", or 84"

## IDEAL 1000 SERIES:

Poly Vinyl Edging; Black Exposed Knuckle Hinges; and Recessed Padlock Hasps

## IDEAL 2000 SERIES:

Self-Edging; Euro-Concealed Hinges; Keyed Locks



IDEAL  
1000 #L42  
— Metro  
Physical  
Therapy,  
Omaha,  
Nebraska



Available variations of plastic  
laminate door styles for that  
more custom appearance.



# PLASTIC LAMINATE LOCKERS

## CONTINUED

### DURA-FR 1000 & 2000 SERIES

#### FIRE RATED PLASTIC LAMINATE LOCKERS

- Custom and Standard Designs
- Class I-A Fire-Retardant
- Unlimited Color Selection
- Complies with HUD 24 CFR 3280 for Formaldehyde Emission Limit
- Fulfills the requirements of CPAQ1-02
- Three Year Warranty

#### SPECIFICATIONS

**Material:** Duraflake FR particleboard UL approved Class I-A fire-retardant substrate for all components.

**Assembly:** Blunt joint and nail.

**Finish:** Plastic laminate, class I-A, fire-retardant and scratch resistant, NEMA-LD-1 vertical grade .032" thick high pressure plastic laminate on exposed surfaces.

### EPICENTER 1000 SERIES

#### ATHLETIC LOCKERS

- Custom and Standard Designs
- Class II-B Fire Retardant
- Unlimited Color Selection
- Available in Formica®, Wilsonart®, Nevamar®, Laminart®, Pionite® and Micarta® Finishes
- Three Year Warranty

#### SPECIFICATIONS

**Material:** Fire-retardant, formaldehyde-free, industrial grade particle board.

**Assembly:** Dowel and glue joining.

**Finish:** Plastic laminate, class II-B, fire-retardant, water resistant, NEMA-LD-1 vertical grade .028" thick high pressure plastic laminate exposed.

### CUBBIES SERIES

#### FURNITURE QUALITY

For short term storage of non-valuable personal belongings in areas such as aerobic rooms, reception areas or lobbies, weight rooms, etc. Our cubbies include water-resistant, fire-retardant high-pressure plastic laminate on all exposed surfaces and are available in standard frame sizes of 12" x 18" x 72" with either three, four, five or six storage spaces or custom sizes to satisfy your facilities requirements.

### WALLET LOCKERS

#### FURNITURE QUALITY

Small, durable and attractive, our wallet lockers or valuables vaults are available in your choice of decorative, high-pressed plastic laminate with either keyed or dial combination locksets. Set them on your countertop or hang them on the wall. The wallet lockers are custom built to your specific requirements.



DURA-FR 1000 SERIES



CUBBIES SERIES



FIVE TIER WALLET LOCKER with keyed locks.




EPICENTER 1000 SERIES



TEN TIER SNEAKER LOCKER with keyed locks.

Refer to page 2 for Ordering Information.



3000-3 *raised lower platform*



3000-1 *lower cubby*



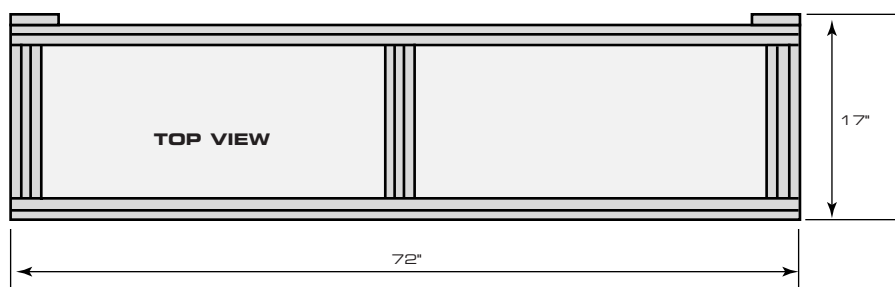
3000-2 *lower locker*

## IDEAL 3000 SERIES

Our Ideal 3000 Series Plastic Laminate Lockers includes an integral seat and raised platform. Use any locker model that suits your needs and select from one of three options for the raised platform: lower cubby, lower locker and / or lower platform. For example specify; Ideal 3000-1 Series Model L, Executive Style Double Tier Lockers, 12x18x72" PL,VT,EH,RP. This specification includes all of the standard features of our lockers plus a postformed plastic laminate benchtop and lower cubby. The 3000-2 includes a lower locker and our 3000-3 includes a finished lower platform.

### BASE DETAILS

#### DURABLE CONSTRUCTION



Refer to page 2 for Ordering Information.

## GROOMING STATIONS



### DELUXE GROOMING STATION

An excellent way to finish off a double row of lockers and add luxury to the room. Our Deluxe Grooming Station matches the lockers and includes a 24" mirror, strip lighting, 110V electrical outlet, two drawers, along with storage space.



### ECONO GROOMING STATION

Designed to match lockers and finish off the ending of a double row of lockers. Includes a 24" mirror, strip lighting, 110V electrical outlet and a 12" shelf.

# NATURAL WOOD LOCKERS

*Ideal's Natural Wood Veneers or Solids for Elegance. We have the widest selection of natural woods possible: i.e., red or white oak; cedar; birch; cherry; Philippine, Honduras, or African mahogany; teak; maple; walnut; knotty pine; douglas fir; and ash. Most will be available in various cuts such as plain sliced, rotary cut, quarter sawn, etc. Specify a stain or finish. When specifying, use (WV) wood veneer, (RP) raised panel, (BB) butcher block, or (LO) lower and include the wood species.*



Fitness Center,  
Ontario, California

## STANDARD DIMENSIONS

Width: 12" or 16"  
Depth: 18" or 20"  
Height: 72", 78", or 84"

Available variations of natural wood door styles or customize to designers specifications.

Wood Door with  
Full Length  
Finger Pull

Louvered  
Door Panel

Liverpool  
Raised  
Panel Door

Cathedral Door

## IMPERIAL 1000 SERIES

### FURNITURE QUALITY with VENEER DOORS

- Custom and Standard Designs
- Plain Sliced
- Quarter Sawn
- Rift Cut
- Book or Slip Matched
- Three Year Warranty

### SPECIFICATIONS

Material: 1/32" thickness select natural wood as specified. Grade AA on PB core.

Assembly: Blunt joint and nail.

Finish: Premium grade 3 coats clear satin, sanding between coats. Stains to match samples: custom or standard.

### FINISHES

Red or White Oak, Maple, Birch, Cedar, Elm, Knotty Pine, Teak, Mahogany, Walnut, Douglas Fir, Cherry, or Ash (limited to nature's resources).

## IMPERIAL 2000 SERIES

### FURNITURE QUALITY with SOLID DOORS

- Custom and Standard Designs
- Raised Panel Design
- Genuine Louver
- Recess Panel
- Finger Joint
- Three Year Warranty

### SPECIFICATIONS

Material: 3/4" kiln dried solid select natural wood as specified.

Assembly: Blunt joint and nail.

Finish: Premium grade 3 coats clear satin, sanding between coats. Stains to match samples: custom or standard.

### FINISHES

Red or White Oak, Maple, Birch, Cedar, Elm, Knotty Pine, Teak, Mahogany, Walnut, Douglas Fir, Cherry, or Ash (limited to nature's resources).





# FINISHING MATERIALS

*Designed and constructed for beauty and durability, Ideal has added optional items along with our standard items to better satisfy our customer's needs. Add that extra shelf, swing-out mirror, or even a security vault — the amenities are numerous.*

Single End Panel with Sloped Top



Single End Panel with 20° Sloped Top



Double End Panel with Sloped Tops

Double End Panel without Sloped Tops





# COMPONENTS

## SECURITY LOCKS Ideal's Locking Systems for Specific Applications

**RECESSED PADLOCK HASP:** Our most popular locking system is a padlock hasp recessed in the door to prevent damage of adjacent lockers. Also available with surface mounting. Use (RP) recessed padlock hasps or (SP) surface padlock hasps.

**SURFACE PADLOCK HASP:** 1" x 4" trim plate with black knob is available in five powdercoat finishes: Black, Grey, White, Tan, or Brown.

**CAM PADLOCK HASP:** Surface mounted, modern in appearance, available in two finishes: Bright Chrome or Bright Brass. Fits in standard keyed lock preparation.

**KEYED LOCK:** We provide as standard a keying system capable of 400 codes, two keys per lock, and a master keying system. Chrome, brass, or black finishes are available. Use (KL) to specify keyed locks.

**DIAL COMBINATION LOCK:** Our standard three position dial combination locksets are equipped with master key override and have the ability for changing to four individual combinations. Use (DC) to specify.

**PUSHBUTTON COMBO LOCK:** The pushbutton lock has five buttons which will generate over 2000 different combinations. Push one or all five buttons at a time and change combinations as often as you like in a matter of seconds. Use (PC) to specify.

**CARD, TOKEN OR COIN OPERATED LOCKSETS:** This lockset limits locker access to cardholding members or guests issued a token. For coin-operation select either coin-return or coin-deposit with options of one or two coins. Specify Card (CL), Token (TL), Coin Return (CR), or Coin Deposit (CD) and one (1) or two (2) coin operation. Example: (CD2) = Coin Deposit with two coins.

**DIGILOCK® KP, KT, AND TC SERIES:** Latest in self-contained battery operated digital, keyless access control for locker doors. KP Series are for permanently assigned lockers. KT Series are for temporarily assigned lockers (day use). TC Series operates with a wand clip or keyring holder.



Recessed Padlock Hasp




Surface Padlock Hasp



Cam Padlock Hasp



Inside



Outside




Dial Combination Lock



Push Button Combo Lock



Inside



Outside

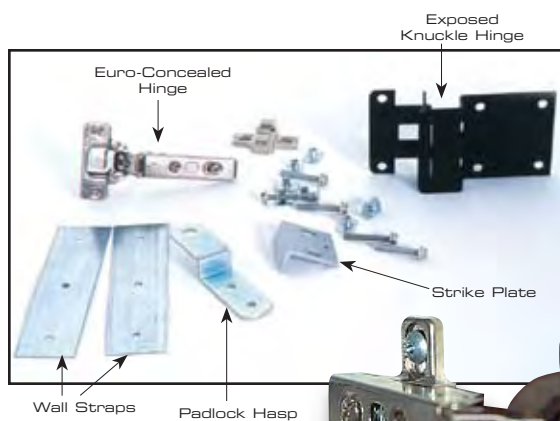
Card, Token or Coin Operated Locksets



Digilock® KP & KT Series



Digilock® TL Series



Euro-Concealed Hinge


Exposed Knuckle Hinge

Strike Plate

Wall Straps

Padlock Hasp

## HANDLES AND PULLS



Recessed

4" Wire

Secura

## EDGING DETAILS



Self-Edging

Wood Tape

1/4" Wood Molding

3mm PVC Molding  
also available in  
1mm & 5mm PVC

Vinyl T-Molding

# ACCESSORIES

*Designed and constructed for beauty and durability, Ideal has added optional items along with our standards to better satisfy our customer's needs. Add that extra shelf, swing-out mirror, or even a security vault — the amenities are numerous.*



COAT ROD made of 3/4" diameter nickel plated steel.



MINI-SHELF 3/4" thick.



SIDE MOUNTED COAT HOOK made of die cast aluminum & finished with "ball" ends to eliminate snagging.




COAT HOOK same as above except ceiling hung.



SHOE SHELVES



NAME PLATE personalized for that extra added effect.




NUMBERED DISK to permit easy locker identification.




SECURITY VAULT with a dial combination lockset.



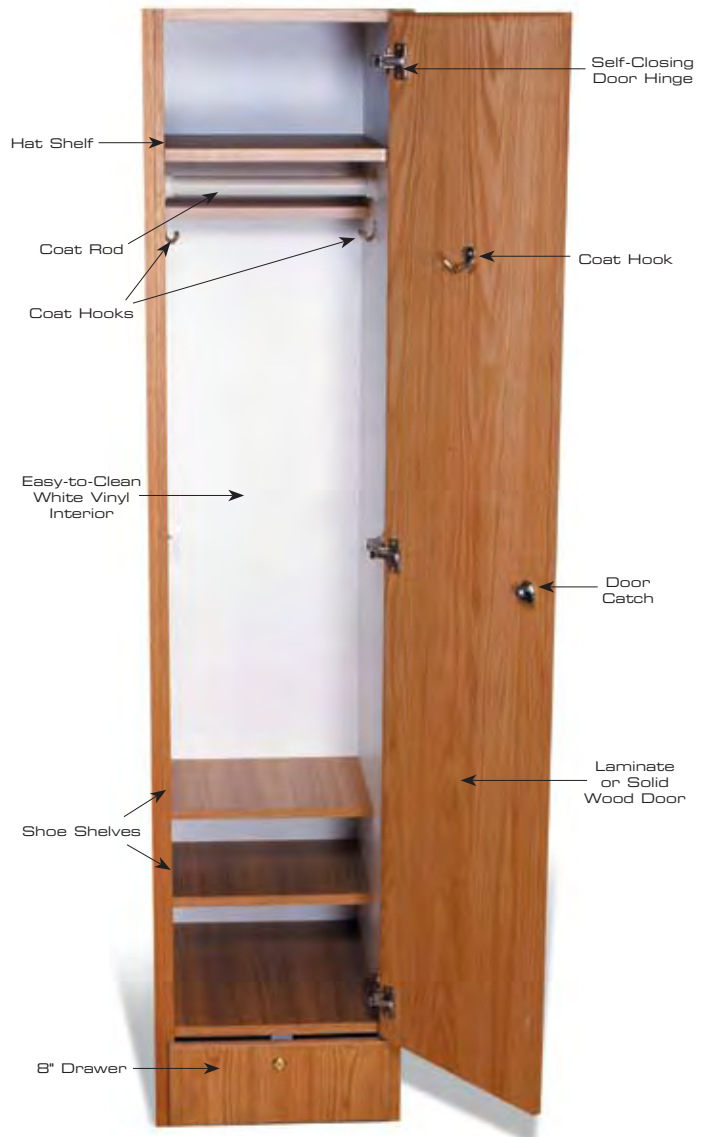
MIRROR, TRAY and BAR interior mounted with an easy swing out bar.



STORAGE COMPARTMENT roll-out drawer with key control lock.



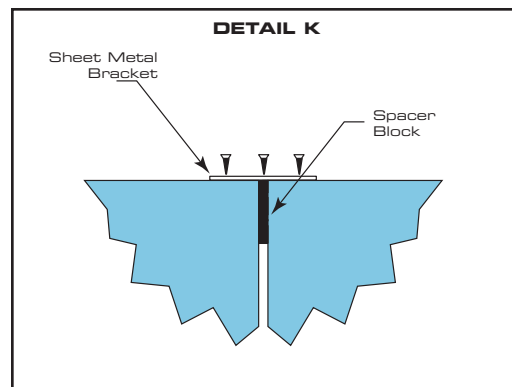
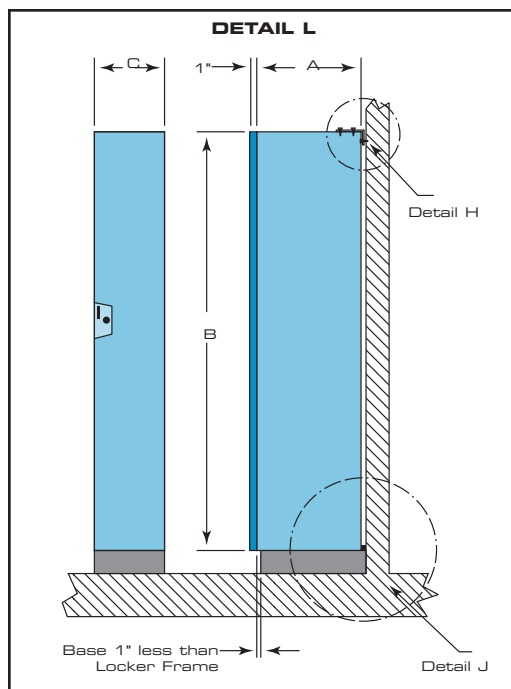
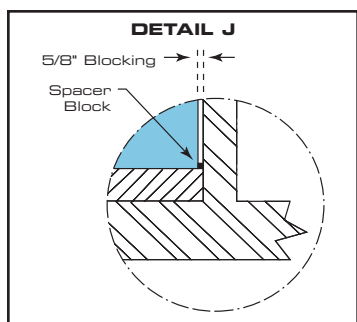
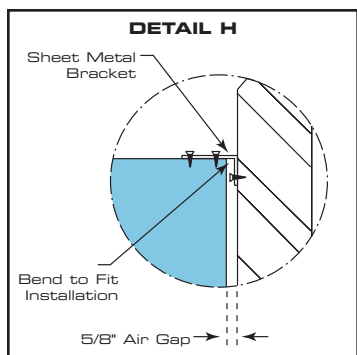
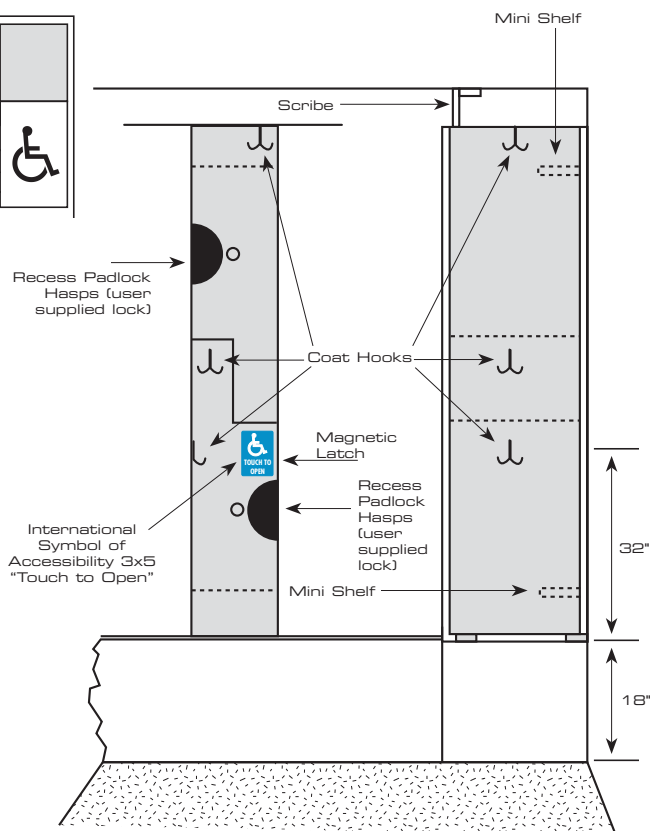
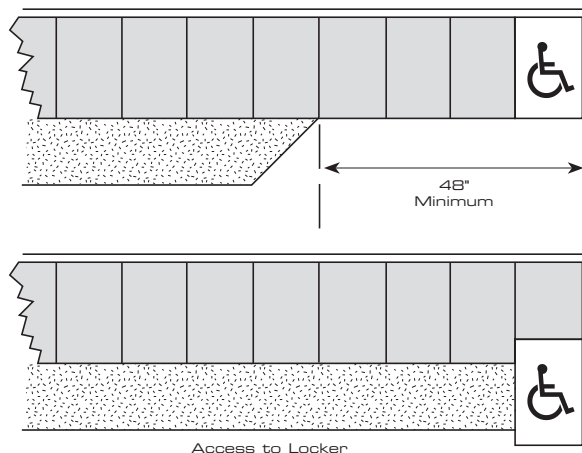
VENTILATION GRILL to assist in air circulation.





# TOUCH TO OPEN

Local building officials will eventually require your clubs to comply with The Americans with Disabilities Act of 1990 which requires the following: At least one of each type locker offered, and for double-tier lockers only the bottom row, be provided for handicapped people. A clear floor space of 30"x48" minimum will allow for either forward or parallel approach by a person using a wheelchair. Storage spaces such as shelves, hooks, coat rods, etc., shall be located at a height of 9" minimum and 48" maximum from the finished floor. Acceptable hardware for accessible lockers are touch latches and U-shaped pulls located as close to the top of the door as possible.

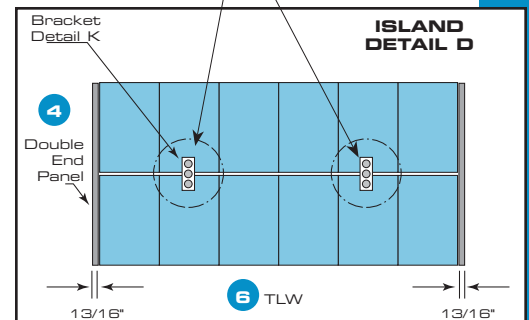
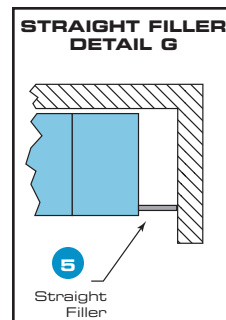
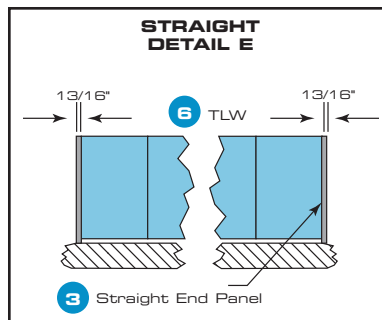
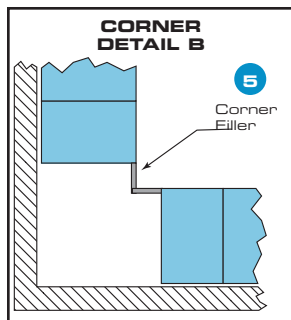
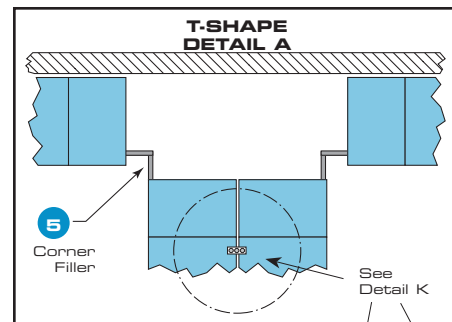
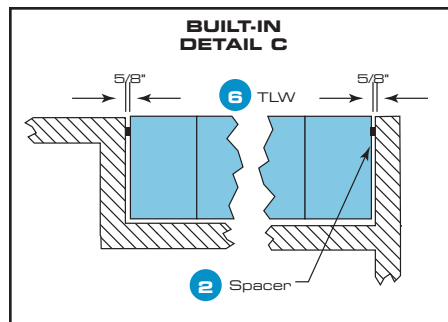
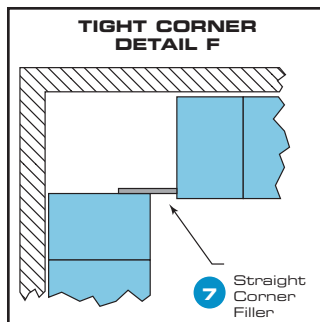
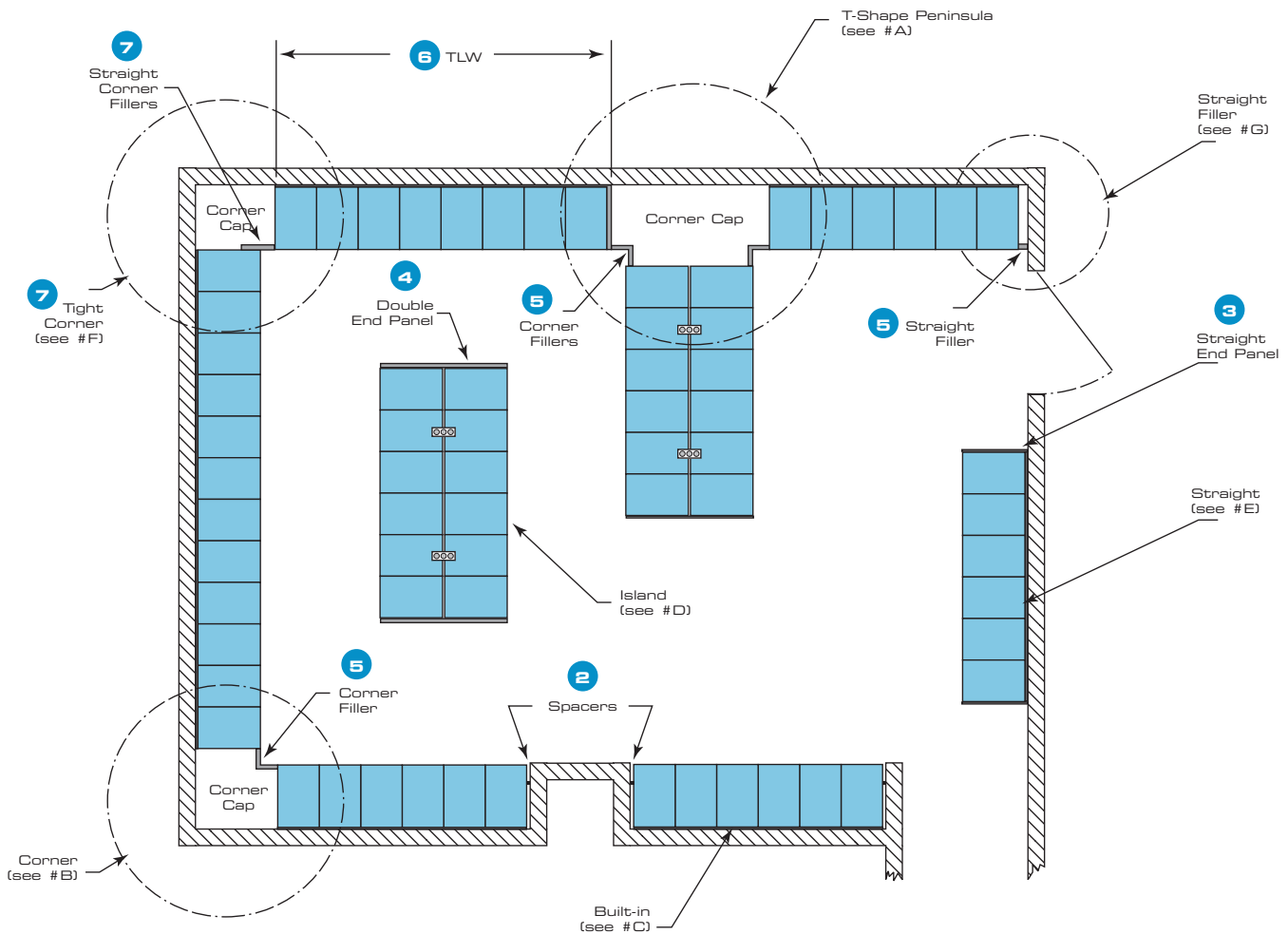




## GENERAL NOTES

1. Locker to be standard as manufactured by Ideal Lockers.
2.  $\frac{5}{8}$ " spacers edged with matching edging to allow for hand clearance.
3. Single end panels  $18\frac{5}{8}$ " wide to cover rear ventilation.
4. Double end panels  $36\frac{5}{8}$ " wide to allow for air space.
5. Fillers are required.
6. TLW (total locker width) = Total number of lockers x locker width. 12" lockers are 12.0625" wide; 16" lockers are 16.0625" wide.
7. Consult factory for requirements.

# LOCKER ROOM DIAGRAMS



## STOOLS

Ideal offers the widest selection of matching stools available today. Like our benches, they are designed to complement your locker finish while enduring cruel and unusual punishment. Stools are available in 12" or 14" diameters and are 16" high in either plastic laminate or natural wood with black powder coated legs.



Econo Stool

Delux Stool



Permanent Pedestal Base




T-Leg



Tri-Leg

## LEGS

Black powder coated Tri-legs, T-legs, and Permanent Pedestal bases with lasting durability and beauty.



### ONTARIO BENCH

Sturdy and modern in appearance, all plastic laminate finished design to match lockers. Available in all standard sizes and ADA handicapped accessible.



### FAIRBANKS BENCH

Attractive and modern in appearance, our Fairbanks bench comes with legs of 4" wide red oak veneer edged with red oak butcherblock. Seat is completed with coordinated carpet. Finished with three coats of clear lacquer for added durability. Carpeting not included.



### WATERFALL BENCH

Edging is completed with 1" x 3" butcherboard in either red oak or maple. Inlay is fire retardant, water resistant, scratch resistant, and high pressure post forming plastic laminate. Standard clear satin finish and custom stains are available.

# BENCHES AND STOOLS

*Quality crafted benches and stools are manufactured with the same care and attention as Ideal's lockers, each designed to complement the locker style of your choice. A variety of styles are standard in wood and laminate with carpet inserts as an added option on some styles. Available widths are 12" or 16" with lengths of 24", 36", 48", 60", 72", 84", or 96". Average heights of all of our benches is 17". Custom sizes or designs are also available.*



## ECONO BENCH

Ideal's most popular bench style is available with plastic laminate tops and poly vinyl edging to match our lockers. Black powder-coated legs are either movable tri-legs or permanent pedestals.



## COUNTRY CLUB BENCH

Mitered 4" plastic laminate legs with a carpet wrapped seat to match our laminate lockers. Construction of 1/2" solid maple with radius corners is used for interior structure. Standard clear satin finish. Legs are finished with matching plastic laminate. Carpeting not included.



## LOS ANGELES BENCH

Butcherblock legs with a carpet wrapped seat enhances that designer look. Legs are made of 1 1/4" thick solid butcherblock either in red oak or maple. Standard clear satin finish and custom stains are available. Carpeting not included.



## BUTCHERBLOCK WITH INLAY BENCH

A beautiful bench to match plastic laminate lockers and add the luxury of natural wood. The laminate is inlaid with 3/4" natural red oak or maple butcherblock uprights. Standard clear satin finish and custom stains.



## BUTCHERBLOCK BENCH

Made of either red oak or maple butcherblock. 1 1/4" thickness available with stained and clear satin finish. The Butcherblock bench can be ordered with T-legs (shown) or 1 1/4" thick butcherblock legs.



## VENTWOOD WITH T-LEGS BENCH

Durable, yet aesthetically appealing; manufactured with clear vertical grain douglas fir slats, oak doweling, clear satin finish, and black powder coated T-legs.