

The logo for Snyder Equipment, Inc. features the word "SNYDER" in large, bold, white, sans-serif capital letters. This text is set against a solid blue rectangular background. Below the blue background is a horizontal yellow bar. To the left of the yellow bar is a solid yellow circle. To the right of the yellow bar, the words "Equipment, Inc." are written in a smaller, bold, blue, sans-serif font. Below "Equipment, Inc." is the tagline "Storing, Rolling, Lifting since 1947" in a smaller, blue, italicized, sans-serif font.

SNYDER

Equipment, Inc.

Storing, Rolling, Lifting since 1947


PRODUCT INFORMATION

**HUSKY PALLET RACK
AND WIRE DECKING**

2946 Larimer St. Denver, CO 80205
303-295-1100 / 800-373-7693
FAX 303-295-2464
Email info@snyderequipment.com
www.snyderequipment.com

NEW

INVINCIBLE® STORAGE RACK BEAMS



Our beams fit both tear drop styles of upright with our NEW connector.

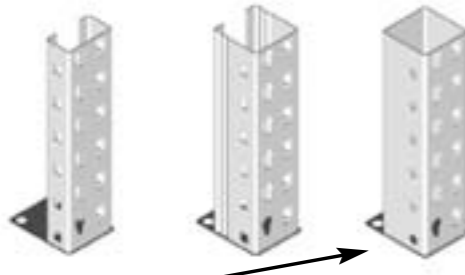
- Standard Color - Orange.
- Beams Constructed of Prime U.S. Made High Strength Steel.
- High Quality Polyurethane Paint.
- Guaranteed Shipping Program.
- Beam Capacity - AISI 1996 & RMI 1997.



BEAM & FRAME CAPACITIES - Two Punch Styles Available

Beam Length	3.0" Profile IBX300	3.5" Profile IBX350	4.0" Profile IBX390	4.5" Profile IBX430	5.0" Profile IBX480	5.5 Profile IBN550	6.0" Profile IBN600	6.0" Profile IBH600
48	5218	6592	7,849	9,063	10,946	15,724		
60	4169	5268	6,273	7,244	8,750	12,570	14,444	
72	3744	4871	5,801	6,700	8,093	11,628	13,363	
84	2751	3999	4,965	5,735	6,929	9,956	11,443	14,442
90	2396	3484	4,605	5,349	6,463	9,287	10,674	13,472
92	2293	3334	4,408	5,232	6,322	9,083	10,440	13,177
94	2197	3194	4,222	5,119	6,186	8,888	10,216	12,894
96	2106	3062	4,048	5,010	6,054	8,701	10,001	12,623
98	2021	2938	3,885	4,891	5,931	8,521	9,795	12,363
100	1941	2822	3,731	4,697	5,811	8,349	9,597	12,113
102	1865	2712	3,585	4,514	5,694	8,183	9,407	11,873
104	1794	2609	3,449	4,343	5,584	8,024	9,224	11,643
106	1727	2512	3,320	4,181	5,478	7,871	9,048	11,420
108	1664	2419	3,198	4,026	5,373	7,723	8,878	11,207
110	1604	2332	3,083	3,882	5,251	7,581	8,715	11,000
112	1547	2250	2,974	3,745	5,065	7,444	8,557	10,801
114	1493	2171	2,870	3,614	4,889	7,311	8,405	10,610
116	1442	2097	2,773	3,491	4,722	7,183	8,258	10,424
118	1394	2027	2,679	3,374	4,563	7,059	8,116	10,245
120	1348	1960	2,590	3,261	4,412	6,940	7,979	10,072
132	1114	1620	2,141	2,695	3,647	5,832	7,289	8,988
138	1019	1482	1,959	2,467	3,336	5,336	6,669	8,223
144	936	1361	1,799	2,265	3,064	4,901	6,125	7,552
156	798	1160	1,533	1,930	2,611	4,176	5,219	6,435
168	688	1000	1,322	1,664	2,251	3,601	4,500	5,549

Beam Spacing	UPRIGHT FRAME			
	IU18	IU24	IU29	IU42
36	19,380	24,957	34,203	44,337
42	17,394	22,614	30,650	40,008
48	15,936	21,179	28,566	37,115
54	14,593	19,673	26,337	34,266
60	13,193	18,086	24,022	31,279
66	11,777	16,453	21,675	28,230
72	10,361	14,808	19,349	25,169
78	9,082	13,159	17,053	22,241
84	8,011	11,697	15,059	19,708
90	7,109	10,449	13,377	17,558
96	6,334	9,379	11,949	15,713
DOUBLE POST & CLOSED TUBE UPRIGHTS				
Beam Spacing	UPRIGHT FRAME			
	IU47	IU48	IU58	TR24
36	53,583	49,914	68,406	34,726
42	48,044	45,228	61,300	32,400
48	44,502	42,358	57,132	29,892
54	40,930	39,346	52,674	27,265
60	37,215	36,172	48,044	24,583
66	33,452	32,906	43,350	21,905
72	29,710	29,616	38,698	19,289
78	26,135	26,318	34,106	16,748
84	23,070	23,394	30,118	14,527
90	20,486	20,898	26,754	12,715
96	18,283	18,758	23,898	11,220

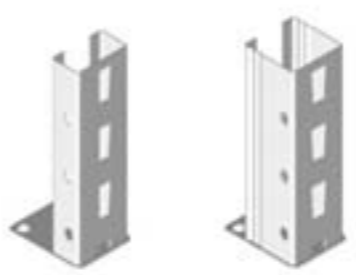


INVINCIBLE®

The most common connection used in the rack industry. Two teardrop punches side by side going all the way up the upright on 2" centers making beams adjustable on the upright every 2".

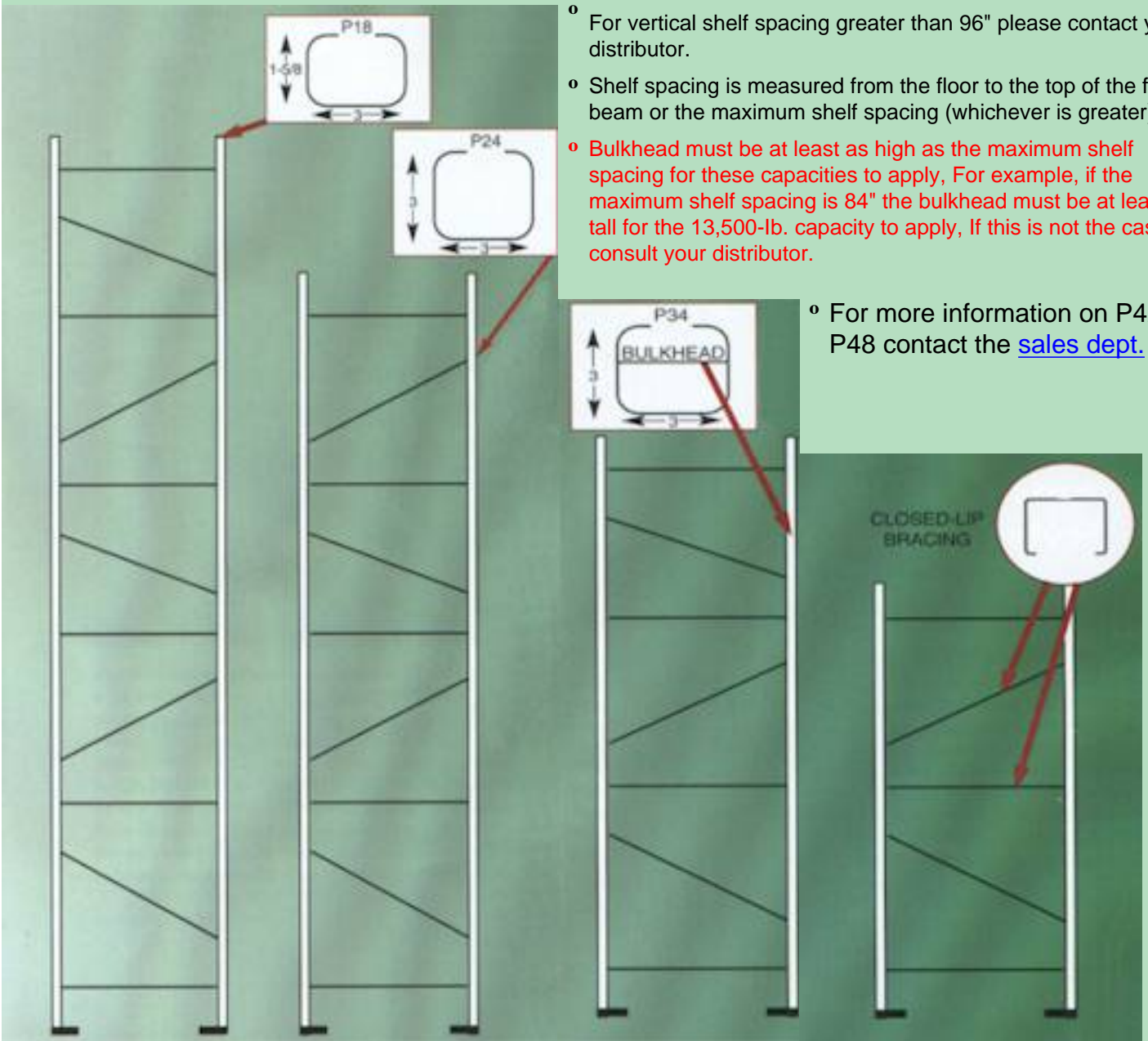
Compatible with most other manufacturers teardrop patterns. Standard colors are green uprights with orange beams.

* **TUF RACK®** closed column available in invincible only.



RELIABLE®

A long-standing and trusted name, this style features a single hole in the center of the upright face running on a 3" centerline the entire length of the upright. Beams are adjustable every 3" with beams from both sides sharing the same punched hole. Standard color is gray for both the upright and the beams.



- For vertical shelf spacing greater than 96" please contact your distributor.
- Shelf spacing is measured from the floor to the top of the first beam or the maximum shelf spacing (whichever is greater).
- Bulkhead must be at least as high as the maximum shelf spacing for these capacities to apply, For example, if the maximum shelf spacing is 84" the bulkhead must be at least 84" tall for the 13,500-lb. capacity to apply, If this is not the case, consult your distributor.
- For more information on P42 and P48 contact the [sales dept.](#)

R Mark ensures that our pallet rack products meet or exceed industry standards.



THE TUF CHOICE

TUBULAR UPRIGHT FRAMES



tubular upright frames

TUF BACK

WIREWAY/HUSKY



W
WIREWAY/HUSKY
CORP.

Select Upright

1



Using Upright Tube Size chart, find post size (TR18 or TR24) based on required beam shelf spacing and capacity needed.

2

Using Upright Height Chart, determine depth requirements in **BLUE** column then follow **RED** row across to desired height.

3

Using TR number from **STEP 1** find product code in red lettering.



Upright Tube Size

Beam Shelf Spacing	Capacity	
	3" x 1-5/8" (TR18)	3" x 3" (TR24)
36"	25,900	34,860
42"	23,710	32,520
48"	21,400	29,990
54"	19,050	27,350
60"	16,720	24,650
66"	14,470	21,960
72"	12,320	19,330
78"	10,510	16,780
84"	9,080	14,550
90"	7,920	12,740
96"	6,960	11,240


Worth Noting ...

- Standard depths are 36", 42", 48." Other depths and heights available. Consult factory for information.
- TR18: 19,050# capacity based on maximum 54" space between shelves. TR24: 27,350# capacity based on maximum 54" space between shelves.


Upright Height

Depth	6 ft	8 ft	10 ft	12 ft	14 ft	16 ft	18 ft	20 ft	22 ft	24 ft	26 ft	28 ft	30 ft
36"	TR18 360-072	TR18 360-096	TR18 360-120	TR18 360-144	TR18 360-168	TR18 360-192	TR18 360-216	TR18 360-240	TR18 360-264	TR18 360-288	TR18 360-312	TR18 360-336	TR18 360-360
	TR24 360-072	TR24 360-096	TR24 360-120	TR24 360-144	TR24 360-168	TR24 360-192	TR24 360-216	TR24 360-240	TR24 360-264	TR24 360-288	TR24 360-312	TR24 360-336	TR24 360-360
42"	TR18 420-072	TR18 420-096	TR18 420-120	TR18 420-144	TR18 420-168	TR18 420-192	TR18 420-216	TR18 420-240	TR18 420-264	TR18 420-288	TR18 420-312	TR18 420-336	TR18 420-360
	TR24 420-072	TR24 420-096	TR24 420-120	TR24 420-144	TR24 420-168	TR24 420-192	TR24 420-216	TR24 420-240	TR24 420-264	TR24 420-288	TR24 420-312	TR24 420-336	TR24 420-360
48"	TR18 480-072	TR18 480-096	TR18 480-120	TR18 480-144	TR18 480-168	TR18 480-192	TR18 480-216	TR18 480-240	TR18 480-264	TR18 480-288	TR18 480-312	TR18 480-336	TR18 480-360
	TR24 480-072	TR24 480-096	TR24 480-120	TR24 480-144	TR24 480-168	TR24 480-192	TR24 480-216	TR24 480-240	TR24 480-264	TR24 480-288	TR24 480-312	TR24 480-336	TR24 480-360

Heavy Duty Decking



Galvanized Wire Decking
(2" Wire Spacing)



Efficient Load Capacity

Wire Rack Decking

- Galvanized Wire
- Our Channels are Sturdy 14 gauge galvanized steel
- 2,500 lb Load Capacity (For higher capacity contact our customer service department)

Wire Rack Decking Diagram

2,500 lb. Load Capacity

(For higher capacity contact our Customer Service Department)

MODEL #	DEPTH	WIDTH	CHANNEL	UNIT WEIGHT
3646A	36	46	3	21.14
3652A	36	52	3	22.47
3658A	36	58	4	26.93
4246A	42	46	3	24.27
4252A	42	52	3	25.77
4258A	42	58	4	30.94
4846A	48	46	3	27.65
4852A	48	52	3	29.35
4858A	48	58	4	35.26

Three depths and three lengths available. The channel is welded to the deck.

Beam Options & Accessories



Waterfall Crossbar.

Spans distance between beams to stabilize pallets.

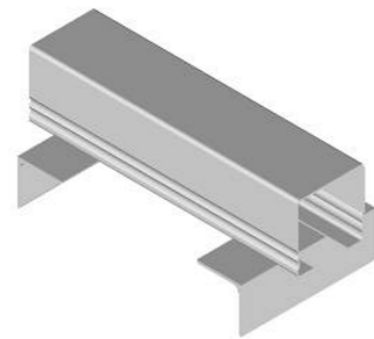
Length	Model #	List	Lbs.
30	A1030G	\$6.95	3.61
36	A1036G	\$8.24	4.37
40	A1040G	\$9.11	4.87
42	A1042G	\$9.54	5.13
44	A1044G	\$9.97	5.38
48	A1048G	\$10.63	5.88
54	A1054G	\$12.12	6.64
60	A1060G	\$13.42	7.40
66	A1066G	\$14.71	8.16



D-Weld.

Mostly used in seismic applications to stiffen the connections. Also used to prevent corrosion by completely sealing the beam at the end. Price is shown per beam adder, including two "D" welds.

***Call for Pricing**



Skid Channels.

Spans distance between beams to stabilize pallets.

***Call for Pricing**



Drop Beam.

Available on all beam sizes and in either a 3-Pin or 4-Pin connector. Lowers the beam to assist in creating slopes, and allows for levels very close to the floor.

***Call for Pricing**



Drum Cradels.

Designed to safely store drums by preventing roll-off and drop-thru on beam levels.

***Call for Pricing**



4-Pin Connector.

Helps in various applications to increase capacity and system rigidity at the connection of beam to frame. Price shown is per beam adder, including two connectors. Most often needed in areas where seismic activity are a concern

***Call for Pricing**

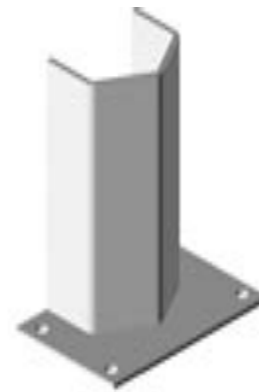
Upright Options & Accessories



Row Spacers.

Keeps uniformity of flue space and increases stability against overturning.

Length	Model #	List	Lbs.
3	I3503	\$2.57	0.60
6	I3506	\$3.14	0.92
8	I3508	\$3.52	1.08
9	I3509	\$3.81	1.25
12	I3512	\$4.41	1.58
16	I3516	\$5.21	1.96
18	I3518	\$5.70	2.23
22	I3522	\$6.39	2.62
24	I3524	\$7.96	2.89



Standard Post Protector.

Mounts to floor in front of upright column to provide increased impact protection. List price shown is for 1/4" thick steel. Lighter gauge also available. Call for pricing.


Height	Model #	List	Lbs.
6	I5706-P	\$32.25	6.85
12	I5712-P	\$40.11	11.10
18	I5718-P	\$48.07	15.35
24	I5724-P	\$54.26	19.60



Anchor Bolts & Shim Plates.

Shims - Levels the uprights over uneven floors. *Anchors* - Secure rack to concrete.

Size	Model #	List	Lbs.
Std. Shim	I33009	\$1.44	0.38
5' x 7-3/4" footplate adder	I3306	\$7.35	4.05
5' x 7-3/4" shim	S3306	\$4.87	1.07
8" x 8" footplate adder	I3310	\$12.63	6.67
8" x 8" shim	S3310	\$9.10	1.76
1/2" x 3-3/4" anchor	I33535	\$1.22	0.24
1/2" x 4-1/2" anchor	I33536	\$1.38	0.29
5/8" x 5" anchor	I33534	\$1.68	0.46



Bolt-On Post Protector.

Mounts directly to upright post. List Price shown is for 1/4" thick steel. Lighter gauge also available. Call for pricing.

Height	Model #	List	Lbs.
12	I5812	\$33.67	6.51
24	I5824	\$46.47	12.55



Large Footplates.

Increase overturning stability and spread the load weight of pounds per square inch (PSI) on the concrete floor. Used extensively in areas with seismic concerns.

***Call for Pricing**



Wall Spacers.

Frame to wall connector used for stability. *Building contractor must always pre-approve use of wall spacers.

Length	Model #	List	Lbs.
3	I4003	\$5.81	0.76
6	I4006	\$6.39	1.07
8	I4008	\$6.76	1.31
9	I4009	\$6.98	1.42
12	I4012	\$7.58	1.74

ONE YEAR LIMITED WARRANTY: Subject to standard manufacturing variations, Wireway/Husky Corp. warrants its products to be free of defects in material and workmanship according to agreed specifications and for ordinary applications for which designed. This warranty shall extend for a period of one year from the date of shipment. This warranty does not apply to parts which, through normal use, require replacement during the warranty period, and with respect to materials purchased by Wireway/Husky Corp., such warranty shall be limited to warranties given by Wireway/Husky Corp.'s suppliers of the material, but shall not enlarge Wireway/Husky Corp.'s warranty beyond that stated herein.

WIREWAY/HUSKY CORP. MAKES NO OTHER WARRANTIES, EXPRESS OR IMPLIED, AND SPECIFICALLY EXCLUDED ALL WARRANTIES OF MERCHANTABILITY AND FITNESS FOR A PARTICULAR PURPOSE. No claim for damages for goods that do not conform to specifications will be allowed unless Wireway/Husky Corp. is given immediate notice after delivery of goods to the first destination to which they are shipped and allowed an opportunity to inspect them. Products for which damages are claimed shall not be returned, repaired or discarded without Wireway/Husky Corp.'s written consent. Buyer's exclusive remedy against Wireway/Husky Corp., and Wireway/Husky Corp.'s sole obligation, for any and all claims, whether for breach of contract, warranty, tort (including negligence), or otherwise, shall be limited to Wireway/Husky Corp.'s repairing or replacing, at its option, goods that do not conform to specifications, or, at its option, refunding the purchase price. In no event shall Wireway/Husky Corp. have any liability for damages in an amount exceeding the purchase price of the goods sold hereunder, nor shall Wireway/Husky Corp. have any liability for incidental or consequential damages. The provisions of this section limiting remedies to repair, refund or replacement, limiting liability and excluding consequential or incidental damages are independent provisions and any determination that any such limitation of remedies fails of its essential purpose, or any other determination that any of the aforementioned provisions is unenforceable, shall not be construed to make any other provision unenforceable.