

SNYDER

Equipment, Inc.

Storing, Rolling, Lifting since 1947



PRODUCT INFORMATION

DUTRO APPLIANCE TRUCKS

2946 Larimer St. Denver, CO 80205

303-295-1100 / 800-373-7693

FAX 303-295-2464

Email info@snyderequipment.com

www.snyderequipment.com

1866, 1872, 1878

Brute - 66", 72" & 78" Frames



specifications

1866	
Capacity	1600 lbs
Weight	103 lbs
Dimensions	66" x 24"
UPC	0-33246-40067-9

specifications

1872	
Capacity	1600 lbs
Weight	105 lbs
Dimensions	72" x 24"
UPC	0-33246-40068-6

specifications

1878	
Capacity	1600 lbs
Weight	107 lbs
Dimensions	78" x 24"
UPC	0-33246-40070-9

1888, 1888-78"



specifications

1888	
Capacity	1600 lbs
Weight	105 lbs
Dimensions	72" x 24"
UPC	0-33246-40072-3

specifications

1888-78"	
Capacity	1600 lbs
Weight	111 lbs
Dimensions	78" x 24"
UPC	0-33246-40073-0

Brawny Brute - 72" & 78" Frames



Mold-on Rubber BB (M10)
10" x 2 1/2" x 1"



Mold-on Rubber BB (M52)
5" x 2 1/2" x 5/8"

Standard Toe Plate Size
4 1/2" x 24" x 1/4"

A safety brake is available on models 1872 and 1878.

1872SB - 0-33246-40069-3
1878SB - 0-33246-40071-6

The brake supplied with the Brawny Brute (optional on the Brute) is only for breaking over the load when stopped on a level surface. It is not to be used as a brake for stopping, slowing or retaining the loaded or unloaded unit on either flat or sloped surfaces.

The Brawny Brute comes with a unique concept of attaching the ratchet arm to the load. The arm grabs firmly at the top front of the load and pulls in and down.

An optional belly strap is available on all 1888 models.



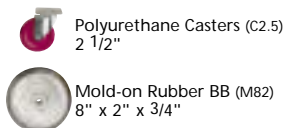
66" Frame Vending Machine

1166A



specifications

1166A
Capacity 1200 lbs
Weight 85 lbs
Dimensions 66" x 24"
UPC 0-33246-40064-8



Polyurethane Casters (C2.5)
2 1/2"

Mold-on Rubber BB (M82)
8" x 2" x 3/4"

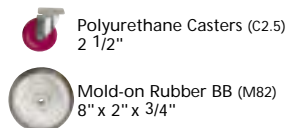
72" Frame Vending Machine

1172B



specifications

1172B
Capacity 1200 lbs
Weight 90 lbs
Dimensions 72" x 24"
UPC 0-33246-40066-2



Polyurethane Casters (C2.5)
2 1/2"

Mold-on Rubber BB (M82)
8" x 2" x 3/4"

New Product

1420SO

4 Wheel Appliance Mover



specifications

1404SO
Capacity 800 lbs
Weight 70 lbs
Dimensions 58 1/4" x 23"
UPC 0-33246-40223-9

specifications

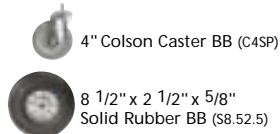


1420SO
Capacity 800 lbs
Weight 78 lbs
Dimensions 58 1/4" x 23"
UPC 0-33246-40262-8

Opening Swing Out

1. Pull and hold "T" handle to release swing out.
2. Raise small wheel assembly into locking position.
3. Release "T" handle and tilt truck into 4 wheel position.

Closing Swing Out

4. Raise truck into upright position.
With foot push locking axle forward.
5. Rotate casters into locking position.



4" Colson Caster BB (C4SP)

8 1/2" x 2 1/2" x 5/8"
Solid Rubber BB (S8.52.5)

**g Wheel
eavy Duty
pliance**

404
409
404DS
420

**g Wheel
pliance**

284
289
289-2PC

**mall Wheel
pliance**

504
509
604

New Product

1420

Heavy Duty Truck with Retractable Belt



1420 Features:
1 belt retractable ratchet for quicker, easier use.

1 Belt Retractable Ratchet



Solid Rubber
BB (\$8.52.5)
8 1/2" x 2 1/2" x 5/8"
Capacity: 800 lbs

specifications

1420
Capacity 800 lbs
Weight 64 lbs
Dimensions 58 1/4" x 23"
UPC 0-33246-40253-6

1404

Heavy Duty Truck with Geared Ratchet



Geared Ratchet



Solid Rubber
BB (\$8.52.5)
8 1/2" x 2 1/2" x 5/8"
Capacity: 800 lbs

specifications

1404
Capacity 800 lbs
Weight 59 lbs
Dimensions 58 1/4" x 23"
UPC 0-33246-40055-6

Standard Toe Plate Size: 23" x 5"

New Product

1404DS

Double Ratchet



Solid Rubber
BB (\$8.52.5)
8 1/2" x 2 1/2" x 5/8"
Capacity: 800 lbs

Heavy Duty Truck with Double Ratchet



specifications

1404DS
Capacity 800 lbs
Weight 62 lbs
Dimensions 58 1/4" x 23"
UPC 0-33246-40254-3

Offset Handle



Solid Rubber
BB (\$8.52.5)
8 1/2" x 2 1/2" x 5/8"
Capacity: 800 lbs

Heavy Duty Truck with Offset Handle



specifications

1409
Capacity 800 lbs
Weight 59 lbs
Dimensions 58 1/4" x 23"
UPC 0-33246-40057-0

1284



Geared Ratchet

Geared Ratchet



Solid Rubber
BB (S8.52.5)
8 1/2" x 2 1/2" x 5/8"
Capacity: 700 lbs

1289



Offset Handle

Offset Handle



Solid Rubber
BB (S8.52.5)
8 1/2" x 2 1/2" x 5/8"
Capacity: 700 lbs

specifications

1284
Capacity 700 lbs
Weight 55 lbs
Dimensions 58 1/4" x 23"
UPC 0-33246-40052-5

specifications

1289
Capacity 700 lbs
Weight 58 lbs
Dimensions 58 1/4" x 23"
UPC 0-33246-40053-2

specifications

1289-2PC
Capacity 700 lbs
Weight 58 lbs
Dimensions 58 1/4" x 23"
UPC 0-33246-40054-9

Standard Toe Plate Size: 23" x 5"

1504

Geared Ratchet

1509

Offset Handle

Geared Ratchet



Mold-on Rubber
BB (M52)
5" x 2" x 5/8"
Capacity: 700 lbs

1504



Small Wheel Appliance Truck with Geared Ratchet

Side Handles



Geared Ratchet



Mold-on Rubber
BB (M52)
5" x 2" x 5/8"
Capacity: 700 lbs

1604



Small Wheel Aluminum Appliance Truck

specifications

1509
Capacity 700 lbs
Weight 47 lbs
Dimensions 58 1/4" x 23"
UPC 0-33246-40059-4

specifications

1504
Capacity 700 lbs
Weight 47 lbs
Dimensions 58 1/4" x 23"
UPC 0-33246-40058-7

specifications

1604
Capacity 700 lbs
Weight 40 lbs
Dimensions 58 1/4" x 23"
UPC 0-33246-40060-0

Lightweight and durable design.
Side handles make moving up
and down stairs a breeze.